

WACD Financial Report Comments October 31, 2021

Statement of Financial Position - ASSETS

- Net Assets: Net Income for October was -\$165,649.54
 - Executive Net Income (as of 10/31/21) \$ 44,827.77
 - Unrealized Gains (Edward Jones) \$ 29,225.34
 - PMC Net Income (as of 10/31/21) -\$240,113.89*
-\$166,060.78

* *The Plant Materials Center will not post a positive cash flow until February 2022.*

- Current Assets - PMC: PMC assets (checking and savings) at Banner Bank are \$276,971.45 and PMC Savings at Edward Jones is \$339,680.03. Savings at Edward Jones increased by \$133,658.71. The increase is due to a prepayment on an order which will be delivered in 2023.

There are two Edward Jones savings accounts under Current Assets – PMC. One is identified as IRS Deposits (\$53,296). This money is a refunded from the IRS for payment on the 990-T. Larson Gross, our previous accountant, believes that these funds are owed to the IRS, however the IRS says we do not owe anything. We are collaborating with a new accountant to resolve this issue. The other savings account identified is PMC Savings. This account increased by \$133,658.71 – the increase is due to a prepayment on an order which will be delivered in spring of 2023. The money is also listed as a current liability (Customer Deposits Plants 2023). It is considered a liability until the plants are delivered. If something happens that prevents us from supplying the plants, the money may need to be refunded.

- Aged Receivables for PMC: \$43,167.63

0 - 30 Days	\$ 30,944.82
31 – 60 Days	\$ 9,776.28
61 – 90 Days	\$ 1,893.48
Over 90 Days	\$ 553.05

2022 Deposits	\$30,768.96
2022 Orders Shipped	<u>\$12,398.67</u>
	\$43,167.63

- Aged Receivables for Executive: \$7,318.89

0 - 30 Days	\$ 3,830.00
31 - 60 Days	\$

61 - 90 Days:	\$	
Over 90 Days	\$	3,488.89

WACD Dues	\$3,488.89
WACD Annual Meeting	<u>\$3,830.00</u>
	\$7,318.89

- **Prepaid Expenses – PMC:** Per the recommendation from our accountant, we created a new Prepaid Expenses - this is for prepayment of our 2019 payment to the IRS. Larson Gross estimated what our 2019 income tax liability would be and recommended that it be paid quarterly to avoid penalties next year when we submit our 990T form.
- **Long Term Investments:** As of October 31st, the value of the Long-Term Investments was \$1,451,666.24.

Statement of Financial Position - LIABILITIES AND ASSETS

- **Prepaid Expenses - Executive:** This is for a deposit for the 2021 annual meeting.
- **Current Liabilities – PMC:** Unrecognized Tax Benefit Liability – Our previous accountant did not file the 990-T. Given that the statute of limitations does not begin until a 990-T is filed, then this liability will likely stay on the books in case the IRS decides to go back and audit us.

Executive Operations Profit and Loss:

- Revenue is at 47.17% and expenses are at 29.20% of the Fiscal Year 2021-22 budget. The Executive Operations had a net income of \$44,827.77.

- Fiscal Year-to-Date Breakdown of Consulting Services:

Martin Flynn Public Affairs	\$ 12,000.00
DEI Consultant	\$ 10,000.00
TOTAL	\$ 22,000.00

- WACD occurred some automobile expenses that were not budgeted for.

Plant Materials Center Profit and Loss

- Revenue is at 4.19% and expenses are at 23.75% of the Fiscal Year 2021-22 budget. The Plant Materials Center had a loss of -\$240,113.89 (this number does not include the unrealized gain from Edward Jones) The Plant Materials Center will not post a positive cash flow until February 2022. The expenses are in line with where they should be this time of year

- Expenses:
 - Accounting expenses are up over last year. This is due to the coordination of information between our old and new accountant.
 - Fuel, Repair and Maintenance and Seed costs are up over last year due to price increases.
 - The chemicals are over budget slightly - we should not need to purchase additional chemicals the rest of the fiscal year.
 - Wages Seasonal up over last year due to early harvesting of willows.

Plant Materials Center Income Statement

The income statement for October shows that revenue is up for the fiscal year to date as compared to the same time last year. Revenue year to date is \$54,104 compared to \$35,441 last year. The increase is due early harvest and shipping of willows and live stakes. Seasonal Labor has increased from \$27,874 last year to \$45,952 this year. This is due to an increase in minimum wages that took effect last January 1st, the additional labor required to keep up on weed control and the demand for early willows and live stakes.

Other expenses that are over from last year include Bank / Credit Card Charges. More customers are paying with credit cards.

Farm and Nursery Supplies are also up over last year. This has to do due the supply chain storage and the need to make sure certain items were received prior to the start of harvest.

Plant Sales: Budget Goal - \$1,200,000.00

Month	Total	% Of Budget	# Of Orders
October 2021	\$ 1,176,638.37	97%	281
October 2020	\$ 786,920.12	71%	213

October 2021	Total	# Of Orders	% Of Sales
District	\$ 321,534.69	35	27%
Non-District Sales	\$ 852,103.68	246	73%

Washington Association of Conservation Districts
Statement of Financial Position
October 31, 2021

ASSETS

Current Assets - PMC

PMC Checking (Banner Bank)	\$ 227,105.17
PMC Savings (Banner Bank)	49,816.28
IRS Deposits (Edward Jones)	53,296.01
PMC Savings (Edward Jones)	339,680.03

Total PMC Current Assets 669,897.49

Current Assets - EXEC

WACD Checking (Wells Fargo)	86,061.64
WACD Savings (Wells Fargo)	123,377.98

Total EXEC Current Assets 209,439.62

Other Current Assets - PMC

Inventory Value (June 30 2020)	140,056.74
--------------------------------	------------

Total Other Current Assets 140,056.74

Aged Receivables - PMC

PMC Accounts Receivable	43,167.63
-------------------------	-----------

Total PMC Aged Receivable 43,167.63

Prepaid Expenses - PMC

Prepaid Expenses (PMC) - 990T	12,000.00
PMC Deposits on Seeds/Plants	6,000.00

Total PMC Prepaid Expense 18,000.00

Accounts Receivables - EXEC

WACD Accounts Receivable	7,318.89
--------------------------	----------

Total WACD Accounts Receivable 7,318.89

Prepaid Expenses - EXEC

Prepaid Expenses (Exec)	1,500.00
-------------------------	----------

Total EXEC Prepaid Expense 1,500.00

Total Current Assets 1,089,380.37

Property and Equipment - PMC

Machinery (PMC)	402,278.52
Automobiles (PMC)	7,200.00
Computer Equipment (PMC)	4,438.95
Pole Building (PMC)	14,794.65
Lease Improvements (PMC)	40,100.12
Accum. Depreciation Machinery	(314,938.99)
Accum. Depreciation Auto	(7,209.12)
Accum. Depreciation Computers	(3,045.15)
Accum. Depreciation Buildings	(3,476.85)
Accum. Depreciation Lease Impr	(5,429.80)

Total Property and Equipment - PMC 134,712.33

Property and Equipment - EXEC

Automobiles (EXEC)	22,466.30
Accum. Depreciation - Auto	(22,466.30)

Total Property and Equipment - EXEC 0.00

Washington Association of Conservation Districts
Statement of Financial Position
October 31, 2021

Total Property and Equipment		134,712.33
<u>Long Term Investments - PMC</u>		
Long Term Invt (Edward Jones)	1,451,666.24	
Total Long Term Investments		1,451,666.24
Total Assets	\$	2,675,758.94

LIABILITIES AND NET ASSETS

Current Liabilities - PMC

Accounts Payable (PMC)	\$ 31.63	
Accrued Vacation (PMC)	12,398.29	
Customer Deposit (Plants) 2022	293,589.71	
Customer Deposit (Plants) 2023	133,658.71	
Due to IRS	46,385.00	
Federal Taxes (941 - Office)	3,085.29	
Federal Taxes (943 - Nursery)	2,852.46	
FUTA Taxes (Federal)	19.29	
SUTA Taxes (State)	218.38	
L&I Taxes	1,969.31	
WA Paid Family Leave	109.84	
Simple IRA	524.38	
Unrecognized Tax Benefit Liabi	73,000.00	
Washington Sales Tax	512.90	
Total PMC Current Liabilities		568,355.19

Current Liabilities - EXEC

SUTA Taxes (State)	29.40	
L&I Taxes	79.77	
Simple IRA	217.64	
WA Paid Family Leave	36.76	
Accrued Vacation (EXEC)	21,128.70	
Total WACD Current Liabilities		21,492.27
Total Current Liabilities		589,847.46

Net Assets

Unrestricted Net Assets

Unrestricted Net Assets	1,016,043.81	
Net Income*	(166,060.78)	
Total Unrestricted Net Assets		849,983.03
<u>Restricted Net Assets - EXEC</u>		
Leadership Development Funds	2,019.10	
Total WACD Restricted Net Assets		2,019.10

Restricted Net Assets - PMC

Operations Reserve Account	470,921.00	
Executive Reserve Account	99,221.00	
Capital Reserve Account	455,974.85	

Prior Year Inventory Adjustment - PMC

Prior Year Inventory	207,792.50	
----------------------	------------	--

Washington Association of Conservation Districts
Statement of Financial Position
October 31, 2021

Total PMC Restricted Net Assets	<hr/>	1,233,909.35
Total Liabilities & Net Assets	\$	<u><u>2,675,758.94</u></u>

*Net Income is the difference between the revenue and expenses
(YEAR TO DATE ACTUALS) as shown on the Income Statement
compared with Budget for Executive Operations and the Plant Materials Center

Exeuctive Operations
Profit and Loss
October 31, 2021

	Actuals for Oct. 31, 2021	Year to Date Actual	Fiscal Year Budget	% of Budget
<u>Revenues</u>				
WACD - Annual Meeting	\$ 5,330.00	\$ 5,330.00	\$ 25,000.00	21.32
WACD - District Dues	0.00	157,000.05	157,000.00	100.00
WACD - Interest Income	1.05	4.16	15.00	27.73
Transfer from Reserve Accounts	0.00	0.00	23,000.00	0.00
WACD - Other Income	0.00	415.00	0.00	0.00
WACD - Executive Operations	0.00	0.00	75,000.00	0.00
WACD - WSCC Contract	0.00	0.00	65,000.00	0.00
	<hr/>	<hr/>	<hr/>	
Total Revenues	5,331.05	162,749.21	345,015.00	47.17
	<hr/>	<hr/>	<hr/>	
<u>Expenses</u>				
Bad Debt Expense	0.00	0.00	3,888.89	0.00
Communications	0.00	423.36	5,000.00	8.47
Education & Registrations	0.00	0.00	1,000.00	0.00
Insurance Expense	9.66	38.64	2,300.00	1.68
IT Support & Technology	1,009.04	1,585.24	5,000.00	31.70
Licenses & Memberships	0.00	0.00	3,001.00	0.00
Office Supplies	0.00	64.68	600.00	10.78
Bank / Credit Card Charges	24.40	100.40	550.00	18.25
Postage	0.00	2.40	150.00	1.60
Training and Development	0.00	0.00	5,000.00	0.00
Travel, Meals & Meetings	343.28	6,201.94	53,000.00	11.70
Office Rent	0.00	3,025.00	12,200.00	24.80
Automobile Expense	1,340.68	1,340.68	0.00	0.00
Employee Medical Benefits	2,860.13	11,440.52	36,325.00	31.49
Wages (Staff)	18,702.59	62,229.71	190,627.24	32.64
Payroll Tax - FICA/Med.	1,430.75	4,760.57	13,600.00	35.00
Payroll Tax - FUTA	0.00	0.00	95.00	0.00
Payroll Tax - L&I	78.42	216.44	696.00	31.10
Payroll Tax - SUTA	40.66	128.86	816.00	15.79
Simple IRA (Retirement)	561.09	1,855.81	5,686.00	32.64
Printing	0.00	0.00	800.00	0.00
Lobbying Services	0.00	0.00	18,000.00	0.00
Consulting Services	3,000.00	22,000.00	30,500.00	72.13
Annual Meeting Expenses	167.69	323.55	15,000.00	2.16
Wages - Accrued Vacation	(102.80)	2,183.64	0.00	0.00
	<hr/>	<hr/>	<hr/>	
Total Expenses	29,465.59	117,921.44	403,835.13	29.20
	<hr/>	<hr/>	<hr/>	
Net Income	\$ (24,134.54)	\$ 44,827.77	\$ (58,820.13)	(76.21)
	<hr/> <hr/>	<hr/> <hr/>	<hr/> <hr/>	
<u>Funded from Reserve Accounts</u>				
	<hr/>	<hr/>	<hr/>	
Total Funded - Reserve Accounts	0.00	0.00	0.00	0.00

Executive Operations
Income Statement
For the Four Months Ending October 31, 2021

	Monthly Total Oct. 2021	Monthly Total Oct. 2020	Current FY 7/1/21 - 06/30/22	Previous FY 7/1/20 - 06/30/21
<u>Revenues</u>				
WACD - Annual Meeting	\$ 5,330.00	\$ 0.00	\$ 5,330.00	\$ 0.00
WACD - District Dues	0.00	0.00	157,000.05	172,000.05
WACD - Interest Income	1.05	1.05	4.16	4.16
WACD - Other Income	0.00	10.00	415.00	970.00
WACD - WSCC Contract	0.00	10,144.54	0.00	16,247.93
	<hr/>	<hr/>	<hr/>	<hr/>
Total Revenues	5,331.05	10,155.59	162,749.21	189,222.14
	<hr/>	<hr/>	<hr/>	<hr/>
<u>Expenses</u>				
Communications	0.00	26.24	423.36	967.68
Insurance Expense	9.66	9.66	38.64	38.64
IT Support & Technology	1,009.04	289.98	1,585.24	1,132.14
Office Supplies	0.00	10.00	64.68	109.36
Bank / Credit Card Charges	24.40	22.00	100.40	88.00
Postage	0.00	0.00	2.40	24.18
Travel, Meals & Meetings	343.28	0.00	6,201.94	701.17
Office Rent	0.00	950.00	3,025.00	6,148.00
Automobile Expense	1,340.68	934.02	1,340.68	934.02
Employee Medical Benefits	2,860.13	2,469.06	11,440.52	9,876.24
Wages (Staff)	18,702.59	17,613.46	62,229.71	58,917.04
Payroll Tax - FICA/Med.	1,430.75	1,347.44	4,760.57	4,507.22
Payroll Tax - L&I	78.42	60.88	216.44	197.92
Payroll Tax - SUTA	40.66	77.66	128.86	280.04
Simple IRA (Retirement)	561.09	528.41	1,855.81	1,763.98
Consulting Services	3,000.00	3,550.00	22,000.00	12,550.00
Annual Meeting Expenses	167.69	884.15	323.55	1,462.54
Wages - Accrued Vacation	(102.80)	1,167.64	2,183.64	3,773.83
	<hr/>	<hr/>	<hr/>	<hr/>
Total Expenses	29,465.59	29,940.60	117,921.44	103,472.00
	<hr/>	<hr/>	<hr/>	<hr/>
Net Income	\$ (24,134.54)	\$ (19,785.01)	\$ 44,827.77	\$ 85,750.14
	<hr/> <hr/>	<hr/> <hr/>	<hr/> <hr/>	<hr/> <hr/>

Plant Material Center
Profit and Loss
October 31, 2021

	Actuals for Oct. 31, 2021	Year to Date Actual	Fiscal Year Budget	% of Budget
<u>Operating Revenues</u>				
Brokered Plants	\$ 0.00	\$ 0.00	\$ 75,000.00	0.00
Contract Growing	0.00	0.00	8,000.00	0.00
Plant Sales	51,364.00	49,354.00	1,125,000.00	4.39
Plug Sales	0.00	0.00	300.00	0.00
Interest Income	18.84	68.56	425.00	16.13
Restocking Fee	0.00	0.00	100.00	0.00
Other Income	0.00	3,026.62	1,500.00	201.77
Packaging/Storage Fee	0.00	0.00	600.00	0.00
Shipping Charges Reimbursed	565.48	565.48	53,000.00	1.07
	<hr/>	<hr/>	<hr/>	
Total Operating Revenues	51,948.32	53,014.66	1,263,925.00	4.19
	<hr/>	<hr/>	<hr/>	
<u>Edward Jones Investment Account</u>				
Unrealized Gain/Loss	11,566.96	29,225.34	0.00	0.00
	<hr/>	<hr/>	<hr/>	
Total Revenues	63,515.28	82,240.00	1,263,925.00	6.51
	<hr/>	<hr/>	<hr/>	
<u>Expenses</u>				
Accounting Expenses	100.00	1,750.00	7,200.00	24.31
Advertising	0.00	484.00	2,500.00	19.36
Bank / Credit Card Charges	916.50	2,247.38	9,500.00	23.66
Brokered Stock	0.00	0.00	60,000.00	0.00
Communications	40.07	486.93	2,500.00	19.48
Education & Registrations	66.00	131.00	1,000.00	13.10
Executive Operations	0.00	0.00	75,000.00	0.00
Farm and Nursery Supplies	799.37	1,908.06	8,000.00	23.85
Fuel	443.04	1,713.38	4,500.00	38.08
Insurance Expense	884.92	2,168.68	6,300.00	34.42
IT Support & Technology	70.00	751.94	4,000.00	18.80
Lease Payment	0.00	0.00	1.00	0.00
Licenses & Memberships	415.16	667.56	2,500.00	26.70
Office Supplies	166.12	673.96	2,000.00	33.70
Packaging Supplies	0.00	3,519.33	20,000.00	17.60
Postage	57.75	112.75	600.00	18.79
Property Tax	1,412.72	1,412.72	3,235.00	43.67
Repair & Maintenance - Bldg	17.12	17.12	2,000.00	0.86
Repair & Maintenance - Equip.	474.36	1,628.47	4,000.00	40.71
Taxes - B&O Tax	0.00	0.00	7,000.00	0.00
Training and Development	0.00	0.00	5,000.00	0.00
Travel, Meals and Meetings	26.88	245.28	2,000.00	12.26
Utilities	285.58	1,932.87	9,800.00	19.72
Management Fee (State of WA)	0.00	0.00	125.00	0.00
Investment Management Fees	1,515.27	6,131.99	17,000.00	36.07
Cold Storage	0.00	0.00	14,000.00	0.00
Shipping - Inbound	0.00	0.00	2,900.00	0.00
Shipping - Outbound	481.58	481.58	48,000.00	1.00
Chemicals	0.00	45,899.39	45,000.00	102.00
Fertilizer	0.00	0.00	10,000.00	0.00
Seeds	7,036.05	27,820.26	53,000.00	52.49
Transplants	0.00	0.00	30,000.00	0.00
Employee Medical Benefits	7,081.08	28,324.32	90,200.00	31.40
Wages - Staff	22,601.05	103,157.20	350,641.00	29.42
Wages - Staff Overtime	0.00	0.00	300.00	0.00
Wages - Seasonal Labor	16,568.24	45,952.09	250,000.00	18.38
Wages - Labor Contractor	0.00	0.00	5,000.00	0.00
Simple IRA (Retirement)	663.50	3,083.69	10,519.00	29.32

For Management Purposes Only

Plant Material Center
Profit and Loss
October 31, 2021

	Actuals for Oct. 31, 2021	Year to Date Actual	Fiscal Year Budget	% of Budget
Payroll Tax - FICA/Medicare	2,996.43	11,406.81	44,000.00	25.92
Payroll Tax - FUTA	19.29	75.86	1,500.00	5.06
Payroll Tax - L&I	1,439.61	4,329.53	21,000.00	20.62
Payroll Tax - SUTA	207.12	798.08	2,500.00	31.92
Wages - Accrued Vacation	(575.96)	(6,591.25)	0.00	0.00
IRS Penalty	0.00	407.57	0.00	0.00
	<hr/>	<hr/>	<hr/>	
Total Expenses	66,208.85	293,128.55	1,234,321.00	23.75
	<hr/>	<hr/>	<hr/>	
Net Income	\$ (2,693.57)	\$ (210,888.55)	\$ 29,604.00	(712.37)
	<hr/> <hr/>	<hr/> <hr/>	<hr/> <hr/>	
<u>Funded from Reserve Accounts</u>				
	<hr/>	<hr/>	<hr/>	
Total Funded - Reserve Accounts	0.00	0.00	0.00	0.00
	<hr/>	<hr/>	<hr/>	

Plant Materials Center
Income Statement
For the Four Months Ending October 31, 2021

	Monthly Total Oct. 2021	Monthly Total Oct. 2020	Current FY 7/1/21 - 06/30/22	Previous FY 7/1/20 - 06/30/21
Revenues				
Plant Sales	\$ 51,364.00	\$ 33,846.00	\$ 49,354.00	\$ 34,527.78
CC Payments to WACD	1,090.00	0.00	1,090.00	0.00
Interest Income	18.84	253.64	68.56	325.50
Other Income	0.00	45.02	3,026.62	45.02
Shipping Charges Reimbursed	565.48	510.83	565.48	510.83
Finance Income	0.00	18.75	0.00	32.47
Total Operating Revenues	<u>53,038.32</u>	<u>34,674.24</u>	<u>54,104.66</u>	<u>35,441.60</u>
Edward Jones Investment Account				
Unrealized Gain/Loss	<u>11,566.96</u>	<u>1,124.43</u>	<u>29,225.34</u>	<u>58,195.06</u>
Total Revenues	<u>64,605.28</u>	<u>35,798.67</u>	<u>83,330.00</u>	<u>93,636.66</u>
Expenses				
Accounting Expenses	100.00	575.00	1,750.00	875.00
Advertising	0.00	0.00	484.00	484.00
Bank / Credit Card Charges	916.50	238.45	2,247.38	732.77
Brokered Stock	0.00	1,746.00	0.00	2,556.00
Cleaning Supplies	0.00	97.60	0.00	204.14
Communications	40.07	108.83	486.93	456.88
Education & Registrations	66.00	0.00	131.00	55.00
Farm and Nursery Supplies	799.37	269.26	1,908.06	1,014.77
Fuel	443.04	127.18	1,713.38	1,447.89
Insurance Expense	884.92	407.69	2,168.68	1,630.76
IT Support & Technology	70.00	70.00	751.94	610.23
Licenses & Memberships	415.16	159.75	667.56	668.31
Office Supplies	166.12	16.29	673.96	539.19
Packaging Supplies	0.00	2,767.83	3,519.33	5,267.83
Postage	57.75	0.00	112.75	117.25
Property Tax	1,412.72	1,819.27	1,412.72	1,819.27
Repair & Maintenance - Bldg	17.12	0.00	17.12	6.50
Repair & Maintenance - Equip.	474.36	914.09	1,628.47	1,318.20
Travel, Meals and Meetings	26.88	0.00	245.28	0.00
Utilities	285.58	293.00	1,932.87	1,385.10
Investment Management Fees	1,515.27	1,314.64	6,131.99	5,279.29
Cold Storage	0.00	0.00	0.00	60.00
Shipping - Outbound	481.58	428.06	481.58	428.06
Chemicals	0.00	0.00	45,899.39	42,020.58
Fertilizer	0.00	0.00	0.00	1,400.00
Seeds	7,036.05	5,896.07	27,820.26	24,650.65
Employee Medical Benefits	7,081.08	4,146.19	28,324.32	21,414.61
Wages - Staff	22,601.05	21,750.78	103,157.20	107,325.28
Wages - Seasonal Labor	16,568.24	9,804.65	45,952.09	27,874.50
Simple IRA (Retirement)	663.50	772.85	3,083.69	3,608.67
Payroll Tax - FICA/Medicare	2,996.43	2,414.02	11,406.81	10,342.72
Payroll Tax - FUTA	19.29	8.52	75.86	8.52
Payroll Tax - L&I	1,439.61	890.89	4,329.53	3,232.07
Payroll Tax - SUTA	207.12	125.35	798.08	557.26
Wages - Accrued Vacation	0.00	(323.28)	(6,015.29)	(7,804.54)
Depreciation Expense	0.00	3,011.82	0.00	12,047.28
IRS Penalty	0.00	0.00	407.57	0.00
Total Expenses	<u>66,784.81</u>	<u>59,850.80</u>	<u>293,704.51</u>	<u>273,634.04</u>
Net Income	<u>\$ (2,179.53)</u>	<u>\$ (24,052.13)</u>	<u>\$ (210,374.51)</u>	<u>\$ (179,997.38)</u>

For Management Purposes Only

WA. Assoc. of Conservation Districts
Account Reconciliation
As of Oct 31, 2021
1082 - WACD Checking (Wells Fargo)
Bank Statement Date: October 31, 2021

Filter Criteria includes: Report is printed in Detail Format.

Beginning GL Balance	104,002.84
Add: Cash Receipts	11,966.67
Less: Cash Disbursements	(29,012.91)
Add (Less) Other	<u>(894.96)</u>
Ending GL Balance	<u>86,061.64</u>
Ending Bank Balance	86,061.64
Add back deposits in transit	<u> </u>
Total deposits in transit	<u> </u>
(Less) outstanding checks	<u> </u>
Total outstanding checks	<u> </u>
Add (Less) Other	<u> </u>
Total other	<u> </u>
Unreconciled difference	<u>0.00</u>
Ending GL Balance	<u><u>86,061.64</u></u>

Business High Yield Savings

October 31, 2021 ■ Page 1 of 4



WA ASSOC. OF CONSERVATION DISTRICTS
16564 BRADLEY RD
BOW WA 98232-9719

Questions?

Available by phone 24 hours a day, 7 days a week:

We accept all relay calls, including 711

1-800-CALL-WELLS (1-800-225-5935)

En español: 1-877-337-7454

Online: wellsfargo.com/biz

Write: Wells Fargo Bank, N.A. (120)
P.O. Box 6995
Portland, OR 97228-6995

Your Business and Wells Fargo

Visit wellsfargoworks.com to explore videos, articles, infographics, interactive tools, and other resources on the topics of business growth, credit, cash flow management, business planning, technology, marketing, and more.



IMPORTANT ACCOUNT INFORMATION

Revised USPS service standards effective 10/1/21

Effective October 1, 2021, the United States Postal Service (USPS) has revised its service standards for certain First-Class Mail items, resulting in a delivery window of up to five days. Please note this may delay your receipt of mail from us and our receipt of mail from you. Please take this change into account when mailing items to us via USPS.

Consider signing into Wells Fargo Online[®] for quicker access to your account information.

We're making important changes to the terms and conditions of some of our accounts. If these changes affect you, they will be included in the Important Account Information section associated with your specific account.

Statement period activity summary

Beginning balance on 10/1	\$123,376.93
Deposits/Credits	1.05
Withdrawals/Debits	- 0.00
Ending balance on 10/31	\$123,377.98

Account number: **1864364066**

WA ASSOC. OF CONSERVATION DISTRICTS

Washington account terms and conditions apply

For Direct Deposit use

Routing Number (RTN): 125008547

For Wire Transfers use

Routing Number (RTN): 121000248



Interest summary

Interest paid this statement	\$1.05
Average collected balance	\$123,376.93
Annual percentage yield earned	0.01%
Interest earned this statement period	\$1.05
Interest paid this year	\$10.28

Transaction history

Date	Description	Deposits/ Credits	Withdrawals/ Debits	Ending daily balance
10/29	Interest Payment			
Ending balance on 10/31		1.05		123,377.98
Totals		\$1.05	\$0.00	

The Ending Daily Balance does not reflect any pending withdrawals or holds on deposited funds that may have been outstanding on your account when your transactions posted. If you had insufficient available funds when a transaction posted, fees may have been assessed.

Monthly service fee summary

For a complete list of fees and detailed account information, see the disclosures applicable to your account or talk to a banker. Go to wellsfargo.com/feefaq for a link to these documents, and answers to common monthly service fee questions.

Fee period 10/01/2021 - 10/31/2021	Standard monthly service fee \$10.00	You paid \$0.00
How to avoid the monthly service fee	Minimum required	This fee period
Have any ONE of the following account requirements		
· Minimum daily balance	\$8,000.00	\$123,376.93 <input checked="" type="checkbox"/>

The Monthly service fee summary fee period ending date shown above includes a Saturday, Sunday, or holiday which are non-business days.

Transactions occurring after the last business day of the month will be included in your next fee period.

YPI/YP

Account transaction fees summary

Service charge description	Units used	Units included	Excess units	Service charge per excess units (\$)	Total service charge (\$)
Deposited Items	0	20	0	0.50	0.00
Cash Deposited (\$)	0	5,000	0	0.0030	0.00
Total service charges					\$0.00

Important Account Information

Your Business High Yield Savings account is changing.

Effective November 15, 2021, your Business High Yield Savings account will be converted to a Business Market Rate Savings account.

Effective with the fee period beginning after October 16, 2021, the monthly service fee will decrease from \$10 to \$5. The \$5 monthly service fee can be avoided with ONE of the following options each fee period:

WA. Assoc. of Conservation Districts
Account Reconciliation
As of Oct 31, 2021
1086 - WACD Savings (Wells Fargo)
Bank Statement Date: October 31, 2021

Filter Criteria includes: Report is printed in Detail Format.

Beginning GL Balance	123,376.93
Add: Cash Receipts	
Less: Cash Disbursements	
Add (Less) Other	1.05
Ending GL Balance	<u>123,377.98</u>
Ending Bank Balance	123,377.98
Add back deposits in transit	_____
Total deposits in transit	
(Less) outstanding checks	_____
Total outstanding checks	
Add (Less) Other	_____
Total other	
Unreconciled difference	<u>0.00</u>
Ending GL Balance	<u><u>123,377.98</u></u>

Wells Fargo Business Choice Checking

October 31, 2021 ■ Page 1 of 4



WA ASSOC. OF CONSERVATION DISTRICTS
16564 BRADLEY RD
BOW WA 98232-9719

Questions?

Available by phone 24 hours a day, 7 days a week:

We accept all relay calls, including 711

1-800-CALL-WELLS (1-800-225-5935)

En español: 1-877-337-7454

Online: wellsfargo.com/biz

Write: Wells Fargo Bank, N.A. (120)
P.O. Box 6995
Portland, OR 97228-6995

Your Business and Wells Fargo

Visit wellsfargoworks.com to explore videos, articles, infographics, interactive tools, and other resources on the topics of business growth, credit, cash flow management, business planning, technology, marketing, and more.

Account options

A check mark in the box indicates you have these convenient services with your account(s). Go to wellsfargo.com/biz or call the number above if you have questions or if you would like to add new services.

Business Online Banking
Online Statements
Business Bill Pay
Business Spending Report
Overdraft Protection



IMPORTANT ACCOUNT INFORMATION

Revised USPS service standards effective 10/1/21

Effective October 1, 2021, the United States Postal Service (USPS) has revised its service standards for certain First-Class Mail items, resulting in a delivery window of up to five days. Please note this may delay your receipt of mail from us and our receipt of mail from you. Please take this change into account when mailing items to us via USPS.

Consider signing into Wells Fargo Online® for quicker access to your account information.

We're making important changes to the terms and conditions of some of our accounts. If these changes affect you, they will be included in the Important Account Information section associated with your specific account.



Statement period activity summary

Beginning balance on 10/1	\$104,002.84
Deposits/Credits	11,966.67
Withdrawals/Debits	- 29,907.97
Ending balance on 10/31	\$86,061.54

Account number: ~~5546154854~~
WA ASSOC. OF CONSERVATION DISTRICTS
 Washington account terms and conditions apply
 For Direct Deposit use
 Routing Number (RTN): 125008547
 For Wire Transfers use
 Routing Number (RTN): 121000248

Overdraft Protection

Your account is linked to the following for Overdraft Protection:

- Savings - 000001864361066

Transaction history

Date	Check Number	Description	Deposits/ Credits	Withdrawals/ Debits	Ending daily balance
10/4		Edward Jones Investment 100121 18838P883864211 Washington Association		435.28	103,567.56
10/5		WF Direct Pay-Payment- Wsu Energy Program Invoice 22-0106-Tran ID Dp15966458		152.00	
10/5		WF Direct Pay-Payment- Invoice #060911-Tran ID Dp15966460		3,000.00	100,415.56
10/7		Deposit	6,977.78		
10/7		WF Direct Pay-Payment- 3rd Q Wages and Payroll Tax-Tran ID Dp16742158		5,100.68	102,292.66
10/8		Direct Pay Individual Pymt Trans		2.50	
10/8		Direct Pay Monthly Base		10.00	
10/8		Direct Pay Nonwf Bus Pymt Trans		12.00	102,268.16
10/14		WF Direct Pay-Payment- Fuel Reimbursement-Tran ID Dp18330714		62.16	
10/14		WF Direct Pay-Payment- Payroll October 15, 2021-Tran ID Dp18330716		5,612.78	96,593.22
10/15		Edeposit IN Branch/Store 10/15/21 02:05:39 Pm 1511 Riverside Dr Mount Vernon WA	3,488.89		100,082.11
10/18		Edward Jones Investment 101521 18838P883864211 Washington Association		435.28	99,646.83
10/28		WF Direct Pay-Payment- SE and SC Area Meetings-Tran ID Dp19727132		343.28	
10/28		WF Direct Pay-Payment- October 29th Payroll-Tran ID Dp19727136		5,611.57	
10/28		WF Direct Pay-Payment- October 2021 Reimbursements-Tran ID Dp19727138		9,130.44	84,561.54
10/29		Deposit	1,500.00		
Ending balance on 10/31					86,061.54
Totals			\$11,966.67	\$29,907.97	

The Ending Daily Balance does not reflect any pending withdrawals or holds on deposited funds that may have been outstanding on your account when your transactions posted. If you had insufficient available funds when a transaction posted, fees may have been assessed.

Monthly service fee summary

For a complete list of fees and detailed account information, see the disclosures applicable to your account or talk to a banker. Go to wellsfargo.com/feefaq for a link to these documents, and answers to common monthly service fee questions.

Fee period 10/01/2021 - 10/31/2021

Standard monthly service fee \$14.00

You paid \$0.00



Monthly service fee summary (continued)

How to avoid the monthly service fee

Have any **ONE** of the following account requirements

- Average ledger balance
- Minimum daily balance

Minimum required

This fee period

\$1,000.00

\$98,979.00

\$500.00

\$84,561.54

The Monthly service fee summary fee period ending date shown above includes a Saturday, Sunday, or holiday which are non-business days. Transactions occurring after the last business day of the month will be included in your next fee period.

WXWX

Account transaction fees summary

Service charge description	Units used	Units included	Excess units	Service charge per excess units (\$)	Total service charge (\$)
Cash Deposited (\$)	0	7,500	0	0.0030	0.00
Transactions	16	200	0	0.50	0.00
Total service charges					\$0.00

Important Account Information

Your Business Choice Checking account is changing.

Effective November 15, 2021, your Business Choice Checking account will be converted to an Initiate Business Checking account. With this change, the monthly service fee will decrease from \$14 to \$10. Your options to avoid the monthly service fee will stay the same. You can avoid the \$10 monthly service fee with ONE of the following options each fee period:

- Maintain a \$500 minimum daily balance
- Maintain a \$1,000 average ledger balance

If you do not meet one of the options above, the monthly service fee will be charged for fee periods ending on or after November 15, 2021.

In addition, effective with the fee period beginning after October 16, 2021, other features of your account will change:

- Your account will include fewer Transactions at no charge, decreasing from 200 to 100 each fee period. The fee for Transactions over 100 each fee period is \$0.50 each.
- Your account will include less Cash Deposits Processed at no charge, decreasing from \$7,500 to \$5,000 each fee period. The fee for Cash Deposits Processed over \$5,000 is \$0.30 per \$100 deposited.

Fee Period: The fee period is the period used to calculate monthly fees. Your statement includes a monthly service fee summary with the dates of the fee period. The monthly service fee summary is also available through Wells Fargo Business Online[®] or Wells Fargo Mobile[®].

What remains the same:

- Your account number will remain the same.
- The Business Fee and Information Schedule and Deposit Account Agreement, as amended, continue to apply.

If you have questions about these changes, please contact your local banker or call the number listed on this statement.

Thank you for banking with Wells Fargo. We appreciate your business.

Other Wells Fargo Benefits

Our National Business Banking Center customer service number 1-800-CALL-WELLS (1-800-225-5935) hours of operation have temporarily changed to 7:00 a.m. to 11:00 p.m., Eastern Time, Monday through Saturday and Sunday 9:00 a.m. to 10:00 p.m., Eastern Time. Access to our automated banking system, the ability to report a fraud claim on your business credit or debit card, and access to report a lost or stolen business card will continue to be available 24 hours a day, 7 days per week. Thank you for banking with Wells Fargo. We appreciate your business.

WA. Assoc. of Conservation Districts
Account Reconciliation
 As of Oct 31, 2021
 1000 - PMC Checking (Banner Bank)
 Bank Statement Date: October 31, 2021

Filter Criteria includes: Report is printed in Detail Format.

Beginning GL Balance		186,238.10
Add: Cash Receipts		263,141.79
Less: Cash Disbursements		(67,450.85)
Add (Less) Other		(154,773.87)
Ending GL Balance		227,155.17
Ending Bank Balance		243,834.46
Add back deposits in transit		
	Nov 25, 2020 Bill Blake	50.00
	Oct 29, 2021 Elsa Bowen	150.00
	Oct 30, 2021 Jason Griffith	604.40
	Oct 14, 2020 Jim Barnes	1,260.80
	Oct 28, 2021 Justin Bush	250.00
	Oct 28, 2021 Michele Cherchi	2,955.00
	Oct 28, 2021 Ron Jordan	651.00
	Oct 28, 2021 Rosa Mendez-Pe	150.00
	Dec 1, 2020 Tony Fyrqvist	150.00
Total deposits in transit		6,221.20
(Less) outstanding checks		
	Oct 19, 2021 26908	(120.00)
	Oct 20, 2021 26910	(6,000.00)
	Oct 25, 2021 26911	(39.05)
	Oct 25, 2021 26912	(281.90)
	Oct 27, 2021 26914	(409.56)
	Oct 27, 2021 26917	(429.90)
	Oct 27, 2021 26918	(422.53)
	Oct 27, 2021 26919	(429.90)
	Oct 27, 2021 26920	(189.40)
	Oct 27, 2021 26922	(838.30)
	Oct 28, 2021 26923	(26.88)
	Oct 28, 2021 26924	(2,574.83)
	Oct 29, 2021 26926	(3,100.04)
	Oct 29, 2021 26927	(1,616.34)
	Oct 29, 2021 26928	(1,807.37)
	Oct 29, 2021 26930	(1,712.40)
	Oct 29, 2021 26931	(2,052.09)
	Oct 29, 2021 26932	(850.00)
Total outstanding checks		(22,900.49)
Add (Less) Other		
Total other		
Unreconciled difference		0.00
Ending GL Balance		227,155.17



10 South First Avenue
 P.O. Box 907
 Walla Walla, WA 99362-0265
 bannerbank.com


Statement of Account

Statement Date	10/29/21
Page	1 of 3
Account Number	XXXXXXXXXXXX5697

(509) 527-3636 | (800) 272-9933 Toll-Free

Washington Assoc Of Conservation Dist
 16564 Bradley Rd
 Bow WA 98232-9702

**Feeding Families
 Fall Fund Drive**



SUMMARY OF ACCOUNTS

Complete Business Int Checking	XXXXXXXXXXXX5697	\$243,834.46	Help us feed local families. Hunger is a real concern for folks across our nation. Together, we can make a difference and provide needed meals right here. Donate cash at your Banner branch now through Oct. 31. Thank you for giving what you can. All donations go to local organizations.
--------------------------------	------------------	--------------	---

CHECKING ACCOUNT XXXXXXXXXXXX5697

Complete Business Int Checking

Account Title: Washington Assoc Of Conservation Dist		Statement Dates	10/01/21 thru 10/31/21
Account Number	XXXXXXXXXXXX5697	Days in the statement period	31
Previous Balance	202,305.59	Average Ledger	217,386.46
25 Deposits/Credits	257,882.41	Average Collected	210,120.69
13 Debits	154,792.36	Interest Earned	17.85
58 Checks	61,579.03	Annual Percentage Yield Earned	0.10%
Service Charge	.00	2021 Interest Paid	134.92
Interest Paid	17.85		
Current Balance	243,834.46		

Deposits and Additions

Date	Description	Amount
10/01	BANKCARD MERCH DEP CCD 948907957098888 1246825337	781.18
10/04	BANKCARD MERCH DEP CCD 948907957098888 1246825337	180.00
10/05	Deposit	7,784.20
10/07	BANKCARD MERCH DEP CCD 948907957098888 1246825337	1,711.55
10/08	WA ASSOC. OF CON DEPOSIT CCD DP17083110 BIZEDP	5,100.68



10 South First Avenue
 P.O. Box 907
 Walla Walla, WA 99362-0265
 bannerbank.com

Statement of Account

Statement Date	10/29/21
Page	2 of 3
Account Number	XXXXXXXXXXXX5697

(509) 527-3636 | (800) 272-9933 Toll-Free

10/12	Deposit				6,322.05
10/12	BANKCARD	MERCH DEP CCD	948907957098888	1246825337	114.00
10/12	BANKCARD	MERCH DEP CCD	948907957098888	1246825337	328.20
10/13	BANKCARD	MERCH DEP CCD	948907957098888	1246825337	2,805.76
10/14	BANKCARD	MERCH DEP CCD	948907957098888	1246825337	150.00
10/15	Deposit				1,253.66
10/15	BANKCARD	MERCH DEP CCD	948907957098888	1246825337	994.00
10/18	Deposit				166,031.71
10/18	BANKCARD	MERCH DEP CCD	948907957098888	1246825337	331.40
10/19	Deposit				6,441.00
10/19	BANKCARD	MERCH DEP CCD	948907957098888	1246825337	151.36
10/21	BANKCARD	MERCH DEP CCD	948907957098888	1246825337	420.00
10/22	BANKCARD	MERCH DEP CCD	948907957098888	1246825337	1,125.00
10/25	BANKCARD	MERCH DEP CCD	948907957098888	1246825337	52.55
10/26	Deposit				37,855.50
10/26	BANKCARD	MERCH DEP CCD	948907957098888	1246825337	437.54
10/27	BANKCARD	MERCH DEP CCD	948907957098888	1246825337	30.25
10/28	BANKCARD	MERCH DEP CCD	948907957098888	1246825337	8,020.53
10/29	BANKCARD	MERCH DEP CCD	948907957098888	1246825337	329.85
10/29	WA ASSOC. OF CON	DEPOSIT CCD	DP19876566	BIZEDP	9,130.44
10/31	Interest Deposit				17.85

Withdrawals and Deductions

Date	Description	Amount
10/04	IRS USATAXPYMT CCD 270167714531042 3387702000	-56.57
10/04	EDWARD JONES INVESTMENT PPD 4496699001	-911.16
10/04	BANKCARD MERCH FEES CCD 948907957098888 1246825337	-916.50
10/04	IRS USATAXPYMT CCD 270167733144704 3387702000	-2,582.46
10/04	IRS USATAXPYMT CCD 270167721976187 3387702000	-3,081.00
10/15	PAID FAMILY MED PAYMENT CCD A 616937519 1916001099	-388.76
10/18	EDWARD JONES INVESTMENT PPD 4496699001	-993.10
10/18	IRS USATAXPYMT CCD 270169193400362 3387702000	-3,151.83
10/18	IRS USATAXPYMT CCD 270169185140841 3387702000	-4,257.37
10/20	STATE OF WA-ESD ESD ACH 6 CCD ESD WA UI-TAX UITAX-EPAY	-685.20
10/21	LABOR&INDUSTRIES L&I ELF CCD 84944001-02BR3B 9ELFLNIP01	-4,109.70
10/21	EDWARD JONES INVESTMENT PPD 4496699001	-33,658.71
10/21	EDWARD JONES INVESTMENT PPD 4496699001	-100,000.00

Checks In Number Order

Date	Check No	Amount	Date	Check No	Amount
10/15	26846	60.00	10/04	26868	1,852.81
10/08	26849*	1,582.80	10/01	26869	1,877.85
10/08	26857*	2,525.00	10/01	26870	740.88
10/04	26858	571.84	10/08	26871	89.15
10/05	26859	407.57	10/12	26872	100.00
10/04	26862*	528.16	10/14	26873	4,330.00
10/08	26863	36.18	10/13	26874	437.58
10/05	26864	34.72	10/12	26875	70.00
10/05	26865	3,092.24	10/13	26876	1,412.72
10/01	26866	1,760.12	10/12	26877	535.00
10/04	26867	1,958.50	10/12	26878	1,148.44



10 South First Avenue
P.O. Box 907
Walla Walla, WA 99362-0265
bannerbank.com

Statement of Account

Statement Date	10/29/21
Page	3 of 3
Account Number	XXXXXXXXXXXX5697

(509) 527-3636 | (800) 272-9933 Toll-Free

Checks In Number Order (Continued)

Date	Check No	Amount	Date	Check No	Amount
10/14	26879	1,025.00	10/19	26897	1,968.25
10/08	26880	83.36	10/18	26898	2,053.48
10/18	26881	260.00	10/18	26899	1,872.65
10/18	26882	247.43	10/15	26900	1,256.16
10/29	26883	255.06	10/20	26901	133.12
10/20	26884	3,097.44	10/22	26902	40.07
10/22	26885	66.00	10/25	26903	146.97
10/15	26886	197.39	10/25	26904	27.92
10/15	26887	565.57	10/27	26905	56.72
10/20	26888	1,023.89	10/26	26906	9,794.24
10/15	26889	919.21	10/28	26907	457.00
10/18	26890	972.28	10/25	26909*	246.53
10/15	26891	967.26	10/29	26913*	402.19
10/15	26892	1,007.83	10/27	26915*	411.03
10/15	26893	967.26	10/27	26916	408.43
10/18	26894	1,108.94	10/27	26921*	422.53
10/15	26895	1,049.71	10/29	26925*	245.09
10/18	26896	1,760.82	10/29	26929*	910.64

*Denotes missing check numbers.

Daily Balance Summary

Date	Balance	Date	Balance	Date	Balance
10/01	198,707.92	10/14	193,835.60	10/25	201,375.43
10/04	186,428.92	10/15	188,704.11	10/26	229,874.23
10/05	190,678.59	10/18	338,389.32	10/27	228,605.77
10/07	192,390.14	10/19	343,013.43	10/28	236,169.30
10/08	193,174.33	10/20	338,073.78	10/29	243,816.61
10/12	198,085.14	10/21	200,725.37	10/31	243,834.46
10/13	199,040.60	10/22	201,744.30		

Interest Rate Summary

Date	Rate
9/30	0.100000%

***** END OF STATEMENT *****




WACD PLANT MATERIAL CENTER

676684716212

Batch Outline
9/29/2021 -
10/27/2021



11/4/2021 5:41:09 PM

Batch Reference: D5AEGTJJX2 Date: 10/27/2021 10:29:46 PM

Transaction	Customer Information	Amount
	Heather Hendrixson Order Number: 22-288-Deposit Email: heather@hoodriverswcd.org	Sale 111.25 APPROVED 217243
	Casey Lowder Order Number: 22-276-Deposit Email: casey.lowder@pinecreekcd.org	Sale 121.60 APPROVED 001335
	Casey Lowder Order Number: 22-277-Deposit Email: casey.lowder@pinecreekcd.org	Sale 97.00 APPROVED 005431


3 transactions for a net volume of 329.85

Batch Reference: DLG7QMQR8 Date: 10/26/2021 10:30:15 PM

Transaction	Customer Information	Amount
	Alyse Adams Order Number: 22-200-Deposit Email: accountspayablewa@tnc.org	Sale 7567.28 APPROVED 025699
	Alyse Adams Order Number: 22-263-Deposit Email: accountspayablewa@tnc.org	Sale 453.25 APPROVED 086136



2 transactions for a net volume of 8020.53

Batch Reference: DUWHMZ094H Date: 10/25/2021 10:45:07 PM

Transaction	Customer Information	Amount
	David Hess Order Number: 22-237-Final Email: davidalexhess@gmail.com	Sale 30.25 APPROVED 095739


1 transactions for a net volume of 30.25

Batch Reference: DEPEXJ6KXB Date: 10/22/2021 10:29:54 PM

Transaction	Customer Information	Amount
	Sound Inc Order Number: 22-267-Deposit Email: chad@soundnativeplants.com	Sale 110.85 APPROVED 04089G
	Anna Hallingstad Order Number: 22-269-Deposit Email: anniushka89@gmail.com	Sale 326.69 APPROVED 145862

2 transactions for a net volume of 437.54

Batch Reference: DRJVKT20U Date: 10/21/2021 10:30:19 PM

Transaction	Customer Information	Amount
	Adrienne Grimm Order Number: 22-189-Deposit Email: adrianez@gmail.com	Sale 52.55 APPROVED 004307


1 transactions for a net volume of 52.55

Batch Reference: DJSLUDWAHC Date: 10/20/2021 10:31:28 PM

Transaction	Customer Information	Amount
	Michelle Kinssies Order Number: 22-015-Deposit Email: kinssieslandscaping@hotmail.com	Sale 1125.00 APPROVED 024070


1 transactions for a net volume of 1125.00

Batch Reference: DP3W6QYVNG Date: 10/19/2021 10:24:38 PM

Transaction	Customer Information	Amount
	Chase Beyer Order Number: 22-239 Email: chbeyer@uw.edu	Sale 420.00 APPROVED 004403


1 transactions for a net volume of 420.00

Batch Reference: DEDUBUBPVY Date: 10/15/2021 10:49:53 PM

Transaction	Customer Information	Amount
	Tim Colton Order Number: 22-256-Deposit Email: Timothy.Colton@genmills.com	Sale 151.36 APPROVED 406892



1 transactions for a net volume of 151.36

Batch Reference: DTLUX8HIMG Date: 10/14/2021 10:30:39 PM

Transaction	Customer Information	Amount
	Lissa Hasselman Order Number: 22-253-Deposit Email: lissa.hasselmann@gmail.com	Sale 331.40 APPROVED 018087


1 transactions for a net volume of 331.40

Batch Reference: DEBMREO4JZ Date: 10/13/2021 10:34:37 PM

Transaction	Customer Information	Amount
	Ben Alexander Order Number: 22-241 Email: ben@soundnativeplants.com	Sale 268.00 APPROVED 05662G
	Ben Alexander Order Number: 22-240 Email: ben@soundnativeplants.com	Sale 726.00 APPROVED 08534G







2 transactions for a net volume of 994.00

Batch Reference: DEZAD2FEKB Date: 10/12/2021 10:31:30 PM

Transaction	Customer Information	Amount
	Brandy Reed Order Number: 2021 Conference #1 Email: b.reed@whatcomcd.org	Sale 150.00 APPROVED 06331G

1 transactions for a net volume of 150.00

Batch Reference: DI9HBMEWFV Date: 10/11/2021 10:32:20 PM

Transaction	Customer Information	Amount
	Noah Booker Order Number: 22-220-Deposit Email: noah@shelterbelt.co	Sale 100.00 APPROVED 04929G
	Bradley Burke Order Number: 22-195-Deposit Email: bburke@ashcreekforestry.com	Sale 1197.00 APPROVED 09545G
	Asia Citro Order Number: 22-247-Deposit Email: asiacitro@gmail.com	Sale 82.62 APPROVED 09570D
	Regina Wandler Order Number: 22-248 Email: reginaw@skagitlandtrust.org	Sale 159.39 APPROVED 07909D
	Paul Stormo Order Number: 22-163-Deposit Email: paul@champoegnursery.com	Sale 1225.00 APPROVED 04502J
	April Thatcher Order Number: 22-213-Deposit Email: april@apriljoyfarm.com	Sale 41.75 APPROVED 04996S


6 transactions for a net volume of 2805.76

Batch Reference: D5V7W4H4MH Date: 10/8/2021 10:32:02 PM

Transaction	Customer Information	Amount
	Mike Olson Order Number: 22-183-Deposit Email: mike@rootsforestry.com	Sale 114.00 APPROVED 008748



1 transactions for a net volume of 114.00

Batch Reference: DOFMFLYLCT Date: 10/7/2021 10:34:10 PM

Transaction	Customer Information	Amount
	David Hess Order Number: 22-237-Deposit Email: davidalexhess@gmail.com	Sale 328.20 APPROVED 095632


1 transactions for a net volume of 328.20

Batch Reference: DTISDFSC6H Date: 10/5/2021 10:31:55 PM

Transaction	Customer Information	Amount
	Alex Papiez Order Number: 22-221-Deposit Email: alex@pnwsalmoncenter.org	Sale 1281.00 APPROVED 008986
	Patty Michak Order Number: 22-224-Final Email: pmichak@hccc.wa.gov	Sale 430.55 APPROVED 02991D


2 transactions for a net volume of 1711.55

Batch Reference: DUAUBNGLAT Date: 9/30/2021 10:45:45 PM

Transaction	Customer Information	Amount
	Ryan Watts Order Number: 22-216-deposit Email: RWatts@wildlands-inc.com	Sale 180.00 APPROVED 119893

1 transactions for a net volume of 180.00

Batch Reference: DQM3WYZ35B Date: 9/29/2021 10:22:42 PM

Transaction	Customer Information	Amount
	Anne Shaffer Order Number: 22-215-Deposit Email: jamie.michel@coastalwatershedinstitute.org	Sale 781.18 APPROVED 043860

1 transactions for a net volume of 781.18



WASHINGTON ASSOCIATION OF
CONSERVATION DISTRICTS
16564 BRADLEY ROAD
BOW WA 98232-9719

Portfolio Summary

Total Portfolio Value	
\$1,844,642.28	
1 Month Ago	\$1,700,931.53
1 Year Ago	\$1,466,084.59
3 Years Ago	\$1,081,242.68
5 Years Ago	\$777,084.38

Deeply invested: 2021 Purpose, Inclusion and Citizenship Report

At Edward Jones, our purpose is to partner for positive impact to improve the lives of our clients and colleagues and, together, better our communities and society. To achieve our purpose, we've established a comprehensive strategy outlined in our 2021 Purpose, Inclusion and Citizenship report. If you'd like to learn more and read the report, visit edwardjones.com/deeplyinvested.

Giving thanks

As Thanksgiving approaches, we pause to reflect on all for which we are grateful. We want you to know how much we appreciate the confidence you have placed in Edward Jones. We are grateful for your business, and we value the relationship we've built together.

Overview of Accounts

Accounts	Account Holder	Account Number	Value 1 Year Ago	Current Value
Corporate Account Select	Washington Association of	888-89301-1-1	\$206,021.16	\$339,680.03
Corporate Account Advisory Solutions Fund Model	Washington Association of	888-14866-1-1	\$1,206,771.80	\$1,451,666.24
Corporate Account Select	Washington Association of	888-21978-1-8	\$53,291.63	\$53,296.01
Total Accounts			\$1,466,084.59	\$1,844,642.28

Although account information is provided on this page, it does not guarantee an actual statement was produced. Refer to your account statement for the exact registration and more specific details regarding each account.

Important disclosures, such as Statement of Financial Condition, Conditions that Govern Your Account, Account Safety, Errors, Complaints, Withholding, Free Credit Balance, Fair Market Value or Terminology, relating to your account(s) are available on the last page of this package or at www.edwardjones.com/statementdisclosures.

WA, Assoc. of Conservation Districts
Account Reconciliation
As of Oct 31, 2021
1022 - Long Term Inv't (Edward Jones)
Bank Statement Date: October 31, 2021

Filter Criteria includes: Report is printed in Detail Format.

Beginning GL Balance	1,441,614.55
Add: Cash Receipts	
Less: Cash Disbursements	
Add (Less) Other	10,051.69
Ending GL Balance	1,451,666.24
Ending Bank Balance	1,451,666.24
Add back deposits in transit	
Total deposits in transit	
(Less) outstanding checks	
Total outstanding checks	
Add (Less) Other	
Total other	
Unreconciled difference	0.00
Ending GL Balance	1,451,666.24



Washington Association of
Conservation Districts

Get our latest commentary

From today's market recap to our latest thinking on the markets and economy, it's all at your fingertips at edwardjones.com/guidance. Your financial advisor has access to information on thousands of companies and detailed information on the hundreds of stocks our analysts follow, as well as reports on a wide range of investing topics. Contact your financial advisor for more information.

Corporate - Advisory Solutions Fund Model
Portfolio Objective - Account: Balanced Growth and Income

For more information about the Advisory Solutions program go to www.edwardjones.com/advisorybrochures.

Account Value	
\$1,451,666.24	
1 Month Ago	\$1,441,614.55
1 Year Ago	\$1,206,771.80
3 Years Ago	\$1,052,762.88
5 Years Ago	\$748,751.82

Value Summary		
	This Period	This Year
Beginning value	\$1,441,614.55	\$1,336,954.01
Assets added to account	0.00	0.00
Assets withdrawn from account	0.00	0.00
Fees and charges	-1,515.27	-14,909.97
Change in value	11,566.96	129,622.20
Ending Value	\$1,451,666.24	

For more information regarding the Value Summary section, please visit www.edwardjones.com/mystatementguide.

Asset Details (as of Oct 29, 2021)

additional details at www.edwardjones.com/access

Assets Held At Edward Jones

	Current Yield/Rate	Beginning Balance	Deposits	Withdrawals	Ending Balance
Money Market	0.01%*	\$140.25	\$3.53	-\$140.25	\$3.53

* The average yield on the money market fund for the past seven days.

Exchange Traded & Closed End Funds	Price	Quantity	Cost Basis	Unrealized Gain/Loss	Value
Vanguard FTSE All-World Ex US	137.98	215	27,487.75	2,177.95	29,665.70
Mutual Funds	Price	Quantity	Cost Basis	Unrealized Gain/Loss	Value
Blackrock High Yield Bond K	7.85	9,061,637	66,898,71	4,235.14	71,133.85
Bridge Builder Core Bond	10.48	25,091,102	257,935.21	5,019.54	262,954.75



Statement Date Sep 25 - Oct 29, 2021

Page 2 of 4

Asset Details (continued)

Mutual Funds	Price	Quantity	Cost Basis	Unrealized Gain/Loss	Value
Bridge Builder Core Plus Bond	10.37	32,322.023	331,672.87	3,506.51	335,179.38
Bridge Builder INTL Equity	14.90	6,720.482	72,738.59	27,396.59	100,135.18
Bridge Builder Large Growth	25.44	6,326.832	90,559.63	70,394.98	160,954.61
Bridge Builder Large Value	17.84	12,450.333	141,354.16	80,759.78	222,113.94
Bridge Builder Small/Mid Grw	20.44	2,222.813	25,903.77	19,530.53	45,434.30
Bridge Builder Small/Mid Value	15.94	4,945.213	49,039.26	29,787.42	78,826.70
Dfa INTL Small Company I	23.29	644.531	10,974.27	4,036.86	15,011.13
Dodge & Cox INTL Stock	49.36	1,188.401	45,935.02	12,724.45	58,659.47
JPM U.S. Govt Mny Mkt Capital	1.00	15,762.28	—	—	15,762.28
NB Genesis I	81.68	357.612	19,644.64	9,565.11	29,209.75
TRP International Stock I	21.98	1,211.177	19,682.94	6,938.73	26,621.67
Total Account Value					\$1,451,666.24

Cost basis is the amount of your investment for tax purposes and is used to calculate gain or loss upon sale or other disposition of a security. It is not a measure of performance. The cost basis amounts on your statement should not be relied upon for tax preparation purposes. Cost basis information may be from outside sources and has not been verified for accuracy. Refer to your official tax documents for information about reporting cost basis. Consult a qualified tax advisor or an attorney regarding your situation. If you believe the cost basis information is inaccurate, contact Client Relations.

Summary of Realized Gain/Loss

	This Year
Short Term (assets held 1 year or less)	\$1,362.97
Long Term (held over 1 year)	25,995.32
Total	\$27,358.29

Summary totals may not include proceeds from uncosted securities or certain corporate actions.

Investment and Other Activity by Date

Date	Description	Quantity	Amount
9/29	Buy Bridge Builder Core Bond @ 10.54	13.306	-\$140.25
9/30	Dividend on Dfa INTL Small Company I on 643.309 Shares @ 0.043		27.73
9/30	Reinvestment into Dfa INTL Small Company I @ 22.70	1.222	-27.73
10/01	Dividend on JPM U.S. Govt Mny Mkt Capital on 17,280.7 Shares at Daily Accrual Rate		0.38
10/01	Reinvestment into JPM U.S. Govt Mny Mkt Capital @ 1.00	0.38	-0.38
10/01	Dividend on Bridge Builder Core Bond on 25,046.795 Shares at Daily Accrual Rate		465.22
10/01	Reinvestment into Bridge Builder Core Bond @ 10.50	44.307	-465.22
10/01	Dividend on Bridge Builder Large Value on 12,397.016 Shares @ 0.073		907.46



Investment and Other Activity by Date (continued)

Date	Description	Quantity	Amount
10/01	Reinvestment into Bridge Builder Large Value @ 17.02	53,317	-907.46
10/01	Dividend on Bridge Builder Core Plus Bond on 32,266.457 Shares at Daily Accrual Rate		577.89
10/01	Reinvestment into Bridge Builder Core Plus Bond @ 10.40	55,566	-577.89
10/01	Dividend on Blackrock High Yield Bond K on 9,027.063 Shares at Daily Accrual Rate		272.79
10/01	Reinvestment into Blackrock High Yield Bond K @ 7.89	34,574	-272.79
10/07	Redeemed JPM U.S. Govt Mny Mkt Capital @ 1.00	-1,518.8	1,518.80
10/07	Program & Portfolio Strat Fees		-1,518.80
10/18	Fee Offset		3.53

Money Market Detail by Date

Beginning Balance on Sep 25					\$140.25
Date	Transaction	Description	Deposits	Withdrawals	Balance
9/29	Withdrawal			-140.25	\$0.00
10/19	Deposit		3.53		\$3.53
Total			\$3.53	-\$140.25	
Ending Balance on Oct 29					\$3.53

Your Relationship and Mailing Group(s)

Relationship - You have asked us to combine the accounts listed below for planning purposes as we work with you to achieve your financial goals. This means that information about these accounts and your goals and objectives may be shared with and accessible by each owner and authorized party in the relationship, including through Edward Jones Online Access and Edward Jones reports.

Mailing Group - You have also asked us to combine certain information about the accounts listed below into the mailing group(s) below for delivery purposes. Information for accounts within the same mailing group may be included in one envelope and mailed to the mailing group address. We may still send certain information directly to the account owners, as we believe appropriate.

Account Number	Account Owner(s)	Account Type	Mailing Group Address
XXX-XX301-1-4	Washington Association of	Corporate Account Select	WASHINGTON ASSOCIATION OF CONSERVATION DISTRICTS 16564 BRADLEY ROAD BOW WA 98232-9719
XXX-XX866-1-1	Washington Association of	Corporate Account Advisory Solutions Fund Model	
XXX-XX970-1-0	Washington Association of	Corporate Account Select	
XXX-XX014-1-5	Washington Association of	Corporate Account Select	

WA. Assoc. of Conservation Districts
Account Reconciliation
As of Oct 31, 2021
1010.10 - IRS Deposits (Edward Jones)
Bank Statement Date: October 31, 2021

Filter Criteria includes: Report is printed in Detail Format.

Beginning GL Balance	53,295.66
Add: Cash Receipts	
Less: Cash Disbursements	
Add (Less) Other	0.35
Ending GL Balance	53,296.01
Ending Bank Balance	53,296.01
Add back deposits in transit	
Total deposits in transit	
(Less) outstanding checks	
Total outstanding checks	
Add (Less) Other	
Total other	
Unreconciled difference	0.00
Ending GL Balance	53,296.01



Washington Association of
Conservation Districts

Rules of the road: Invest for the long term

One of the biggest mistakes investors can make is trying to time the markets based on short-term declines or the latest prediction. Jumping into and out of the market at the wrong time can result in lower performance over time. While buy and hold doesn't mean buy and forget, it's important to make changes for the right reasons. Your financial advisor can help ensure your investments are still working toward your important long-term goals. See all 10 rules at edwardjones.com/rules.

Corporate - Select

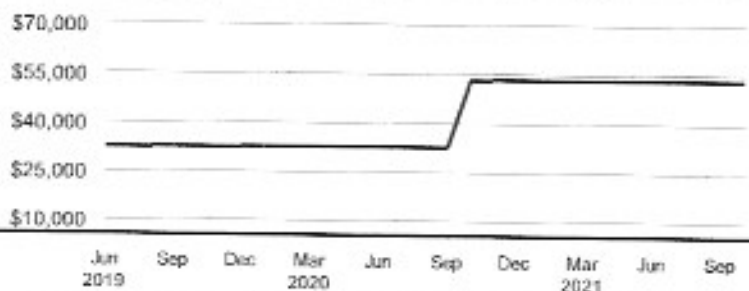
Portfolio Objective - Account: Preservation of Principal

Account Value

\$53,296.01

1 Month Ago	\$53,295.66
1 Year Ago	\$53,291.63
3 Years Ago	\$0.00
5 Years Ago	\$0.00

Value of Your Account



Value Summary

	This Period	This Year
Beginning Value	\$53,295.66	\$53,292.45
Assets Added to Account	0.00	0.00
Assets Withdrawn from Account	0.00	0.00
Fees and Charges	0.00	0.00
Change In Value	0.35	3.56
Ending Value	\$53,296.01	

For more information regarding the Value Summary section, please visit www.edwardjones.com/mystatementguide.

Rate of Return

Your Personal Rate of Return for Assets Held at Edward Jones	This Quarter	Year to Date	Last 12 Months	3 Years Annualized	5 Years Annualized
	0.00%	0.01%	0.01%	—	—



Rate of Return (continued)

Your Personal Rate of Return: Your Personal Rate of Return measures the investment performance of your account. It incorporates the timing of your additions and withdrawals and reflects commissions and fees paid. Reviewing Your Personal Rate of Return is important to help ensure you're on track to achieving your financial goals.

The performance of your investments is tracked since they have been held in the current account, but no earlier than Jan. 1, 2009. This also includes investments you owned during this time period but have since sold. Certain events, including a transfer of an investment between accounts, share class conversion, or change in an investment's identification code (CUSIP) caused by a corporate action, will impact the time frame over which the investment's rate of return is calculated.

Rate of Return information on account statements uses the dollar-weighted calculation. Time-weighted Rate of Return numbers for Advisory Solutions Fund and UMA accounts can be found on your Quarterly Performance Report through Online Account Access. If you are not an Online Access user, visit edwardjones.com/access to sign up.

Information used to calculate performance may have been obtained from third parties and Edward Jones cannot guarantee the accuracy of such information.

For the most current information, contact your financial advisor or visit edwardjones.com/performance.

Asset Details (as of Oct 29, 2021)

additional details at www.edwardjones.com/access

Assets Held At Edward Jones

					Balance
Cash					\$0.16
Mutual Funds	Price	Quantity		Value	Rate of Return*
AB Government Money Market A	1.00	53,295.85		53,295.85	0.46%
Total Account Value				\$53,296.01	

*Your Rate of Return for each individual asset above is as of October 29, 2021. Returns greater than 12 months are annualized.

Your Rate of Return in the Asset Details section above measures the investment performance of each of your individual assets. It incorporates the timing of your additions and withdrawals and reflects commissions and fees paid. Reviewing your Rate of Return is important to help ensure you're on track to achieving your financial goals.

The performance of your investments is tracked since they have been held in the current account, but no earlier than Jan. 1, 2009. Certain events, including a transfer of an investment between accounts, share class conversion, or change in an investment's identification code (CUSIP) caused by a corporate action, will impact the time frame over which the investment's rate of return is calculated.

Information used to calculate performance may have been obtained from third parties and Edward Jones cannot guarantee the accuracy of such information.

For the most current information, contact your financial advisor or visit www.edwardjones.com/performance.



Investment and Other Activity by Date

Date	Description	Quantity	Amount
10/01	Dividend on AB Government Money Market A on 53,295.5 Shares at Daily Accrual Rate		\$0.35
10/01	Reinvestment into AB Government Money Market A @ 1.00	0.35	-0.35

Your Relationship and Mailing Group(s)

Relationship - You have asked us to combine the accounts listed below for planning purposes as we work with you to achieve your financial goals. This means that information about these accounts and your goals and objectives may be shared with and accessible by each owner and authorized party in the relationship, including through Edward Jones Online Access and Edward Jones reports.

Mailing Group - You have also asked us to combine certain information about the accounts listed below into the mailing group(s) below for delivery purposes. Information for accounts within the same mailing group may be included in one envelope and mailed to the mailing group address. We may still send certain information directly to the account owners, as we believe appropriate.

Account Number	Account Owner(s)	Account Type	Mailing Group Address
XXX-XX301-1-4	Washington Association of	Corporate Account Select	WASHINGTON ASSOCIATION OF CONSERVATION DISTRICTS 16564 BRADLEY ROAD BOW WA 98232-9719
XXX-XX866-1-1	Washington Association of	Corporate Account Advisory Solutions Fund Model	
XXX-XX970-1-9	Washington Association of	Corporate Account Select	
XXX-XX014-1-5	Washington Association of	Corporate Account Select	
XXX-XX747-1-9	Washington Association	Corporate Account Select	

For more information on this relationship or mailing group(s), please visit www.edwardjones.com/disclosures. If you wish to make changes to either the relationship(s) or mailing group(s), please contact your financial advisor.

WA. Assoc. of Conservation Districts
Account Reconciliation
 As of Oct 31, 2021
 1010.30 - PMC Savings (Edward Jones)
 Bank Statement Date: October 31, 2021

Filter Criteria includes: Report is printed in Detail Format.

Beginning GL Balance	206,021.32
Add: Cash Receipts	
Less: Cash Disbursements	
Add (Less) Other	133,658.71
Ending GL Balance	339,680.03
Ending Bank Balance	339,680.03
Add back deposits in transit	
Total deposits in transit	
(Less) outstanding checks	
Total outstanding checks	
Add (Less) Other	
Total other	
Unreconciled difference	0.00
Ending GL Balance	339,680.03



Washington Association of
Conservation Districts

Thank you, veterans

This Veterans Day, we honor all those who have served our country. We join the rest of the nation in expressing our gratitude for the sacrifices of America's veterans.

Corporate - Select
Portfolio Objective - Account: Preservation of Principal

Account Value	
\$339,680.03	
1 Month Ago	\$206,021.32
1 Year Ago	\$206,021.16
3 Years Ago	\$28,479.80
5 Years Ago	\$28,332.56

Value Summary		
	This Period	This Year
Beginning value	\$206,021.32	\$206,021.30
Assets added to account	133,658.71	133,658.71
Assets withdrawn from account	0.00	-0.01
Fees and charges	0.00	0.00
Change in value	0.00	0.03
Ending Value	\$339,680.03	

For more information regarding the Value Summary section, please visit www.edwardjones.com/mystatementguide.

Asset Details (as of Oct 29, 2021) additional details at www.edwardjones.com/access

Assets Held At Edward Jones

Asset	Balance
Cash	\$42.57



Asset Details (continued)

Mutual Funds	Price	Quantity	Cost Basis	Unrealized Gain/Loss	Value
Federated Tr US Trsy Oblg Is	1.00	339,637.46	—	—	339,637.46
Total Account Value					\$339,680.03

Cost basis is the amount of your investment for tax purposes and is used to calculate gain or loss upon sale or other disposition of a security. It is not a measure of performance. The cost basis amounts on your statement should not be relied upon for tax preparation purposes. Cost basis information may be from outside sources and has not been verified for accuracy. Refer to your official tax documents for information about reporting cost basis. Consult a qualified tax advisor or an attorney regarding your situation. If you believe the cost basis information is inaccurate, contact Client Relations.

Investment and Other Activity by Date

Date	Description	Quantity	Amount
10/21	Electronic Transfer from Banner Bank		\$100,000.00
10/21	Electronic Transfer from Banner Bank		33,658.71
10/25	Buy Federated Tr US Trsy Oblg Is @ 1.00	133,658.71	-133,658.71

Your Relationship and Mailing Group(s)

Relationship - You have asked us to combine the accounts listed below for planning purposes as we work with you to achieve your financial goals. This means that information about these accounts and your goals and objectives may be shared with and accessible by each owner and authorized party in the relationship, including through Edward Jones Online Access and Edward Jones reports.

Mailing Group - You have also asked us to combine certain information about the accounts listed below into the mailing group(s) below for delivery purposes. Information for accounts within the same mailing group may be included in one envelope and mailed to the mailing group address. We may still send certain information directly to the account owners, as we believe appropriate.

Account Number	Account Owner(s)	Account Type	Mailing Group Address
XXX-XX301-1-4	Washington Association of	Corporate Account Select	WASHINGTON ASSOCIATION OF CONSERVATION DISTRICTS 16584 BRADLEY ROAD BOW WA 98232-9719
XXX-XX866-1-1	Washington Association of	Corporate Account Advisory Solutions Fund Model	
XXX-XX970-1-9	Washington Association of	Corporate Account Select	
XXX-XX014-1-5	Washington Association of	Corporate Account Select	



Your Relationship and Mailing Group(s) (continued)

Account Number	Account Owner(s)	Account Type	Mailing Group Address
XXX-XX747-1-9	Washington Association	Corporate Account Select	

For more information on this relationship or mailing group(s), please visit www.edwardjones.com/disclosures. If you wish to make changes to either the relationship(s) or mailing group(s), please contact your financial advisor.

WA. Assoc. of Conservation Districts

Aged Payables

As of Oct 31, 2021

Filter Criteria includes: 1) Includes Drop Shipments. Report order is by ID. Report is printed in Detail Format.

Vendor ID	Vendor	Invoice/C	Date Due	0 - 30	31 - 60	61 - 90	Over 90 days	Amount Due
EK100	Ekrem Hardware Do-It Center	A193667	11/24/21	17.12				17.12
EK100	Ekrem Hardware Do-It Center			17.12				17.12
SE125	Sedro Woolley Auto Parts, Inc.	4967-363	11/13/21	14.51				14.51
SE125	Sedro Woolley Auto Parts, Inc.			14.51				14.51
Report Total				31.63				31.63

WA. Assoc. of Conservation Districts

Aged Receivables

As of Oct 31, 2021

Filter Criteria includes: 1) Includes Drop Shipments. Report order is by ID. Report is printed in Detail Format.

Customer Bill To Contact Telephone 1	Invoice/CM #	0 - 30	31 - 60	61 - 90	Over 90 days	Amount Due
Benton Conservation District Heather Wendt 509-430-3693	2021 Conference #	150.00				150.00
Benton Conservation District		150.00				150.00
Cowlitz Conservation District Darin Houpt 360-425-1880 ext. 5	2021 Conference #	150.00				150.00
Cowlitz Conservation District		150.00				150.00
Foster Creek Conservation District Amanda Ward 509-888-6372	2021 Conference #	150.00				150.00
Foster Creek Conservation District		150.00				150.00
Franklin Conservation District Heather Wendt 509-430-3693	2021 Conference #	150.00				150.00
Franklin Conservation District		150.00				150.00
Jefferson County Conservation Distri Joe Holtrop 360-385-4105	2021 Conference #	150.00				150.00
Jefferson County Conservation Distri		150.00				150.00
Kittitas County Conservation District Anna Lael 509-925-3352 ext 207	2021 Conference #	150.00				150.00
Kittitas County Conservation District		150.00				150.00
Lewis Conservation District Bob Amrine 360-996-4560	2021 Conference #	260.00				260.00
Lewis Conservation District		260.00				260.00
North Yakima Conservation District Mike Tobin 509-454-5743 ex 8555	2021 Dues #23				3,488.89	3,488.89
North Yakima Conservation District					3,488.89	3,488.89

WA. Assoc. of Conservation Districts
Aged Receivables
 As of Oct 31, 2021

Filter Criteria includes: 1) Includes Drop Shipments. Report order is by ID. Report is printed in Detail Format.

Customer Bill To Contact Telephone 1	Invoice/CM #	0 - 30	31 - 60	61 - 90	Over 90 days	Amount Due
Snohomish Conservation District Linda Lyshall 425-377-7001	2021 Conference #	150.00				150.00
Snohomish Conservation District		150.00				150.00
Stevens County Conservation District Dean Hellie 509-684-7579	2021 Conference #	150.00				150.00
Stevens County Conservation District		150.00				150.00
Wahkiakum Conservation District Darin Houpt 360-795-8240	2021 Conference #	150.00				150.00
Wahkiakum Conservation District		150.00				150.00
Walla Walla County CD Renee Hadley 509-965-3753	2021 Business Mtg	110.00				110.00
Walla Walla County CD		110.00				110.00
NRCS Wendy Diamond 509-323-2938	Sponsorship 2021	1,000.00				1,000.00
NRCS		1,000.00				1,000.00
Amy McKay 509-953-5935	2021 Business Mtg	110.00				110.00
Amy McKay		110.00				110.00
WA Department of Fish and Wildlife Angie Reseland 503-298-7085	Sponsorship 2021	1,000.00				1,000.00
WA Department of Fish and Wildlife		1,000.00				1,000.00
		3,830.00			3,488.89	7,318.89

WA. Assoc. of Conservation Districts

Aged Receivables

As of Oct 31, 2021

Filter Criteria includes: 1) Includes Drop Shipments. Report order is by ID. Report is printed in Detail Format.

Customer	Customer Bill To Contact Telephone 1	Invoice/CM #	0 - 30	31 - 60	61 - 90	Over 90 days	Amount Due
AG130	Agua Tierra Land & Water Services, Christian Fromuth 360-280-5896	22-289-Deposit	208.00				208.00
AG130	Agua Tierra Land & Water Services,		208.00				208.00
BA030	BAI Environmental Services Jeff Pas 360-354-1134	22-251-Deposit	100.00				100.00
BA030	BAI Environmental Services		100.00				100.00
BR584	Bradford and Brood, LLC Brad Perron 541-993-9939	22-167-Deposit		220.50			220.50
BR584	Bradford and Brood, LLC			220.50			220.50
CA070	Calypso Restoration Steve Sahlin 360-873-2542	22-293-Deposit	90.35				90.35
CA070	Calypso Restoration		90.35				90.35
CI0740	City of Bellingham (Amy Brown) Amy Brown 360-778-7136	P Dogwood Credit				-73.00	-73.00
CI0740	City of Bellingham (Amy Brown)					-73.00	-73.00
CI0920	City of Gresham (Mike Wallace) Mike Wallace 503-618-2246	22-261-Deposit	1,649.00				1,649.00
CI0920	City of Gresham (Mike Wallace)		1,649.00				1,649.00
CI0972	City of Kent (Meara Heubach) Meara Heubach 253-856-5549	22-099-Deposit			1,238.48		1,238.48
CI0972	City of Kent (Meara Heubach)				1,238.48		1,238.48
CI0974	City of Kent (Steve Lincoln) Steve Lincoln 253-856-5552	22-297-Deposit	55.05				55.05
CI0974	City of Kent (Steve Lincoln)		55.05				55.05

WA. Assoc. of Conservation Districts

Aged Receivables

As of Oct 31, 2021

Filter Criteria includes: 1) Includes Drop Shipments. Report order is by ID. Report is printed in Detail Format.

Customer	Customer Bill To Contact Telephone 1	Invoice/CM #	0 - 30	31 - 60	61 - 90	Over 90 days	Amount Due
CI0992	City of Lake Stevens (Kyle Young) Kyle Young 360-913-7243	22-232-Final	241.71				241.71
CI0992	City of Lake Stevens (Kyle Young)		241.71				241.71
CI1060	City of Mount Vernon (Rebecca Low Rebecca Lowell 360-336-6288	22-295-Deposit	140.00				140.00
CI1060	City of Mount Vernon (Rebecca Low		140.00				140.00
CI1120	City of Portland (Toby Query) Toby Query 503-823-4205	22-249-Deposit	3,339.25				3,339.25
CI1120	City of Portland (Toby Query)		3,339.25				3,339.25
CO1760	Cowlitz Conservation District (Darin Darin Houpt 360-425-1880	22-225-Deposit		7,744.28			7,744.28
CO1760	Cowlitz Conservation District (Darin			7,744.28			7,744.28
DO580	Donald Caldwell 360-293-1887	22-255-Deposit	145.39				145.39
DO580	Donald Caldwell		145.39				145.39
EA040	Earth Corps (Paula Carrant) Paula Carrant 206-601-0134	22-258-Deposit	329.00				329.00
EA040	Earth Corps (Paula Carrant)		329.00				329.00
FO190	Forterra (Christine Stephens) Christine Stephens 206-204-8065	22-268-Deposit	122.50				122.50
FO190	Forterra (Christine Stephens)		122.50				122.50
GR450	Greg Isermann 208-627-6077	22-299-Deposit	89.50				89.50
GR450	Greg Isermann		89.50				89.50

WA. Assoc. of Conservation Districts

Aged Receivables

As of Oct 31, 2021

Filter Criteria includes: 1) Includes Drop Shipments. Report order is by ID. Report is printed in Detail Format.

Customer	Customer Bill To Contact Telephone 1	Invoice/CM #	0 - 30	31 - 60	61 - 90	Over 90 days	Amount Due
JA174	Jason Dunsmoor 360-942-7270	22-275-Deposit	312.00				312.00
JA174	Jason Dunsmoor		312.00				312.00
JM390	JM Tree Trimming (Joe Mendoza) Joe Mendoza 360-300-7481	22-076-Deposit			655.00		655.00
JM390	JM Tree Trimming (Joe Mendoza)				655.00		655.00
LO490	Lower Columbia Fish Enhancement (Brice Crayne 360-882-6671	22-287-Deposit	217.00				217.00
LO490	Lower Columbia Fish Enhancement (217.00				217.00
LU580	Lummi Natural Resources (Chris Pha Chris Phair 360-384-2329	22-230-Deposit	1,343.00				1,343.00
LU580	Lummi Natural Resources (Chris Pha		1,343.00				1,343.00
MA060	Mark Cook Mark Cook 206-356-7312	22-244-Deposit	145.26				145.26
MA060	Mark Cook		145.26				145.26
NA050	Native Grounds Nursery Mike Nehls 541-954-0148	22-217-Deposit		936.50			936.50
NA050	Native Grounds Nursery			936.50			936.50
NO470	Nooksack Salmon Enhancement (Ja James van der Voort 360-715-0283	22-234-Deposit 22-233-Invoice #1	555.00 1,193.50				555.00 1,193.50
NO470	Nooksack Salmon Enhancement (Ja		1,748.50				1,748.50
NO520	North Fork Nursery Justin Hayton 360-445-4741	22-291-Final	265.00				265.00

WA. Assoc. of Conservation Districts

Aged Receivables

As of Oct 31, 2021

Filter Criteria includes: 1) Includes Drop Shipments. Report order is by ID. Report is printed in Detail Format.

Customer	Customer Bill To Contact Telephone 1	Invoice/CM #	0 - 30	31 - 60	61 - 90	Over 90 days	Amount Due
NO520	North Fork Nursery		265.00				265.00
NO580	North Star Farm (Gabrielle Hall) Gabrielle Hall 360-622-9626	22-300-Deposit	75.75				75.75
NO580	North Star Farm (Gabrielle Hall)		75.75				75.75
NO680	Northwest Nursery Sales Carl Buchanan 503-740-6876	22-031-Deposit				626.05	626.05
NO680	Northwest Nursery Sales					626.05	626.05
PL830	Plantas Nativa (Bay Renaud) Bay Renaud 360-715-9655	22-176-Deposit		875.00			875.00
PL830	Plantas Nativa (Bay Renaud)			875.00			875.00
RE202	Rebecca Lowell 360-336-6288	22-296-Deposit	41.00				41.00
RE202	Rebecca Lowell		41.00				41.00
SI590	Siuslaw SWCD (Seth Mead) Seth Mead 541-997-1272	22-303-Deposit	3,951.00				3,951.00
SI590	Siuslaw SWCD (Seth Mead)		3,951.00				3,951.00
SK660	Skagit Fisheries Enhancement (Adam) Adam Airoldi 360-336-0172 ext 306	22-264-Deposit 22-023-Invoice #1	1,061.16 1,023.70				1,061.16 1,023.70
SK660	Skagit Fisheries Enhancement (Adam)		2,084.86				2,084.86
SK740	Skagit River System Coop. (Brenda) Brenda Clifton 360-770-5375	22-260-Deposit 22-273-Deposit 22-274-Deposit	274.39 218.25 833.50				274.39 218.25 833.50
SK740	Skagit River System Coop. (Brenda)		1,326.14				1,326.14
SK775	Skokomish Indian Tribe	22-250-Deposit	92.65				92.65

WA. Assoc. of Conservation Districts

Aged Receivables

As of Oct 31, 2021

Filter Criteria includes: 1) Includes Drop Shipments. Report order is by ID. Report is printed in Detail Format.

Customer	Customer Bill To Contact Telephone 1	Invoice/CM #	0 - 30	31 - 60	61 - 90	Over 90 days	Amount Due
	Lisa Belleveau 360-877-5213 ex 2205						
SK775	Skokomish Indian Tribe		92.65				92.65
SN840	Snohomish County Surface Water M Scott Moore 425-388-6462	22-228-Deposit	1,343.00				1,343.00
SN840	Snohomish County Surface Water M		1,343.00				1,343.00
SQ1130	Squalicum Mountain Enterprises, Inc Brad Newell 360-961-2512	22-221-Final	8,073.00				8,073.00
SQ1130	Squalicum Mountain Enterprises, Inc		8,073.00				8,073.00
TU890	Turnbull National Wildlife Refuge Brian Walker 509-235-4723	22-272-Deposit	800.00				800.00
TU890	Turnbull National Wildlife Refuge		800.00				800.00
VA040	Valley Growers (Audra Appel) Audra Appel 503-651-3535	22-301-Deposit	555.00				555.00
VA040	Valley Growers (Audra Appel)		555.00				555.00
WI910	Widener & Associates (Jordan Wide) Jordan Widener 425-418-7162	22-270-Deposit 22-271-Deposit	63.45 131.70				63.45 131.70
WI910	Widener & Associates (Jordan Wide)		195.15				195.15
WI970	Wildlands Nursery (Ryan Watts) Ryan Watts 509-588-4328	22-216-Final	775.61				775.61
WI970	Wildlands Nursery (Ryan Watts)		775.61				775.61
WI977	Wildlands Nursery (Lisa Riley) Lisa Riley 509-350-9634	22-259-Final	1,091.15				1,091.15
WI977	Wildlands Nursery (Lisa Riley)		1,091.15				1,091.15

WA. Assoc. of Conservation Districts
Aged Receivables
As of Oct 31, 2021

Filter Criteria includes: 1) Includes Drop Shipments. Report order is by ID. Report is printed in Detail Format.

Customer	Customer Bill To Contact Telephone 1	Invoice/CM #	0 - 30	31 - 60	61 - 90	Over 90 days	Amount Due
Report Tota			30,944.82	9,776.28	1,893.48	553.05	43,167.63
			=====	=====	=====	=====	=====

WA. Assoc. of Conservation Districts
Check Register
 For the Period From Oct 1, 2021 to Oct 31, 2021

Filter Criteria includes: Report order is by Check Number.

Check #	Date	Payee	Amount	Cleared D
26871	10/5/21	CompuPlants, Inc	70.00	10/31/21
26872	10/5/21	Country Mutual Insurance Co	437.58	10/31/21
26873	10/5/21	Jonny Native Seed	4,330.00	10/31/21
26874	10/5/21	Keepin' It Straight	100.00	10/31/21
26875	10/5/21	Sedro Woolley Auto Parts, Inc.	89.15	10/31/21
26876	10/6/21	Skagit County Treasurer	1,412.72	10/31/21
26877	10/6/21	Aspen Valley Nursery	535.00	10/31/21
26878	10/6/21	Cardmember Services	1,148.44	10/31/21
26879	10/7/21	Jonny Native Seed	1,025.00	10/31/21
26880	10/7/21	Lori McLaughlin	83.36	10/31/21
26881	10/11/21	Aspen Valley Nursery	260.00	10/31/21
26882	10/11/21	UPS	247.43	10/31/21
26883	10/11/21	Washington Farm Bureau	255.06	10/31/21
26884	10/15/21	James H. Brown	3,097.44	10/31/21
26885	10/12/21	WSDA	66.00	10/31/21
26886	10/14/21	Alex De La Cruz Aron	197.39	10/31/21
26887	10/15/21	Juan Aguilar Ambrosio	565.57	10/31/21
26888	10/15/21	Camilo Avalos Sanchez	1,023.89	10/31/21
26889	10/15/21	Denisa Avalos-Garcia	919.21	10/31/21
26890	10/15/21	Jose G. Avalos	972.28	10/31/21
26891	10/15/21	Alejandra Cruz-Garcia	967.26	10/31/21
26892	10/15/21	Martha Del Toro Ramirez	1,007.83	10/31/21
26893	10/15/21	Florencio Gonzalez-Silva	967.26	10/31/21
26894	10/15/21	Jon R. Hagen	1,108.94	10/31/21
26895	10/15/21	Rufino Mercado-Cruz	1,049.71	10/31/21
26896	10/15/21	Jacqueline M. Gauthier	1,760.82	10/31/21
26897	10/15/21	John E. Knox	1,968.25	10/31/21
26898	10/15/21	Lori A. McLaughlin	2,053.48	10/31/21
26899	10/15/21	Bill W. Mulder	1,872.65	10/31/21
26900	10/15/21	Maria Del Carmen Rivera	1,256.16	10/31/21
26901	10/18/21	Costco Wholesale	133.12	10/31/21
26902	10/18/21	Crystal Springs	56.72	10/31/21
26903	10/18/21	UPS	27.92	10/31/21
26904	10/18/21	USABLE Life	146.97	10/31/21
26905	10/18/21	Verizon	40.07	10/31/21
26906	10/19/21	Kaiser Permanente Health Plan	9,794.24	10/31/21

WA. Assoc. of Conservation Districts
Check Register
 For the Period From Oct 1, 2021 to Oct 31, 2021

Filter Criteria includes: Report order is by Check Number.

Check #	Date	Payee	Amount	Cleared D
26907	10/19/21	Country Mutual Insurance Co	457.00	10/31/21
26908	10/19/21	Washington Farm Bureau	120.00	
26909	10/19/21	Puget Sound Energy	246.53	10/31/21
26910	10/20/21	Silvaseed Company (Kia)	6,000.00	
26911	10/25/21	United Site Services	39.05	
26912	10/25/21	UPS	281.90	
26913	10/27/21	Juan Aguilar Ambrosio	402.19	10/31/21
26914	10/27/21	Camilo Avalos Sanchez	409.56	
26915	10/27/21	Denisa Avalos-Garcia	411.03	10/31/21
26916	10/27/21	Jose G. Avalos	408.43	10/31/21
26917	10/27/21	Alejandra Cruz-Garcia	429.90	
26918	10/27/21	Martha Del Toro Ramirez	422.53	
26919	10/27/21	Florencio Gonzalez-Silva	429.90	
26920	10/27/21	Jon R. Hagen	189.40	
26921	10/27/21	Rufino Mercado-Cruz	422.53	10/31/21
26922	10/27/21	Inside Passage	838.30	
26923	10/28/21	Jim Brown	26.88	
26924	10/28/21	Key Bank	2,574.83	
26925	10/28/21	Lori McLaughlin	245.09	10/31/21
26926	10/29/21	James H. Brown	3,100.04	
26927	10/29/21	Jacqueline M. Gauthier	1,616.34	
26928	10/29/21	John E. Knox	1,807.37	
26929	10/29/21	Maria Del Carmen Rivera	910.64	10/31/21
26930	10/29/21	Bill W. Mulder	1,712.40	
26931	10/29/21	Lori A. McLaughlin	2,052.09	
26932	10/29/21	WACD	850.00	
Total			<u>67,450.85</u>	