

WACD Financial Report Comments July 31, 2021

Statement of Financial Position - ASSETS

- **Net Assets:** Net Income for July was -\$77,389.27
 - Executive Net Income (as of 07/31/21) \$127,514.02
 - Unrealized Gains (Edward Jones) \$ 10,611.53
 - Funded from Reserve Accounts (07/31/21) -\$ 5,000.00
 - PMC Net Income (as of 07/31/21) -\$ -55,736.28*
 - \$ 77,389.27

** The Plant Materials Center will not post a positive cash flow until February 2022.*

- **Current Assets – PMC:** PMC assets (checking and savings) at Banner Bank are \$239,657.55 and PMC Savings at Edward Jones is \$206,021.30
- **Aged Receivables for PMC:** Aged Receivables for PMC are \$98,903.06.
 - 0 - 30 Days: \$88,845.61
 - 31 - 60 Days: \$ 2,368.00
 - 61 - 90 Days: \$ 3,815.45
 - Over 90 Days: \$ 3,874.00
- **Prepaid Expenses – PMC:** Per the recommendation from our accountant, we created a new Prepaid Expenses – this is for prepayment of our 2019 payment to the IRS. Larson Gross estimated what our 2019 income tax liability would be and recommended that it be paid quarterly to avoid penalties next year when we submit our 990T form.
- **Long Term Investments:** As of July 31st, the value of the Long-Term Investments was \$1,437,686.60.
- **Aged Receivables for Executive:** Aged Receivables for the Executive are \$76,755.58. Per the 2018 Audit, Larson Gross recommended that dues receivable be recorded in the accounting system when invoiced* (July 1st). This would allow management to decide whether to try and collect on unpaid receivables in a timelier manner.

Statement of Financial Position – LIABILITIES AND ASSETS

- **Prepaid Expenses - Executive:** This is for a deposit for the 2021 annual meeting.
- **Current Liabilities – PMC:**
 - Unrecognized Tax Benefit Liability – Our previous accountant did not file the 990-T. Given that the statute of limitations does not begin until a 990-T is filed, then this liability will likely stay on the books in case the IRS decides to go back and audit us.

Executive Operations Profit and Loss:

- Revenue is at 45.62% and expenses are at 7.23% of the Fiscal Year 2021-22 budget. The Executive Operations had a net income of \$128,218.07.
- Fiscal Year-to-Date Breakdown of Consulting Services:

Martin Flynn Public Affairs	\$ 3,000.00
DEI Consultant	\$ 5,000.00
TOTAL	\$ 8,000.00

Plant Materials Center Profit and Loss

- Revenue is at 0% and expenses are at 4.51% of the Fiscal Year 2021-22 budget. The Plant Materials Center had a loss of -\$55,736.28 (this number does not include the unrealized gain from Edward Jones) The Plant Materials Center will not post a positive cash flow until February 2022.
- **Plant Sales: Budget Goal - \$1,200,000.00**

Month	Total	% Of Budget	# Of Orders
July 2022	\$ 516,554.66	43%	70
July 2021*	\$ 65,969.15	6%	16

**The numbers were lower in July 2021 due to creating and learning a new inventory sales system.*

July 2021	Total	# Of Orders	% Of Sales
District	\$ 184,512.35	15	36%
Non-District Sales	\$ 332,042.31	55	64%

Washington Association of Conservation Districts
Statement of Financial Position
July 31, 2021

ASSETS

Current Assets - PMC

PMC Checking (Banner Bank)	\$ 189,843.79
PMC Savings (Banner Bank)	49,813.76
IRS Deposits (Edward Jones)	53,294.94
PMC Savings (Edward Jones)	206,021.30

Total PMC Current Assets 498,973.79

Current Assets - EXEC

WACD Checking (Wells Fargo)	98,164.56
WACD Savings (Wells Fargo)	123,374.87

Total EXEC Current Assets 221,539.43

Other Current Assets - PMC

Inventory Value (June 30 2020)	140,056.74
--------------------------------	------------

Total Other Current Assets 140,056.74

Aged Receivables - PMC

PMC Accounts Receivable	98,903.06
-------------------------	-----------

Total PMC Aged Receivable 98,903.06

Prepaid Expenses - PMC

Prepaid Expenses (PMC) - 990T	12,000.00
-------------------------------	-----------

Total PMC Prepaid Expense 12,000.00

Accounts Receivables - EXEC

WACD Accounts Receivable	76,755.58
--------------------------	-----------

Total WACD Accounts Receivable 76,755.58

Prepaid Expenses - EXEC

Prepaid Expenses (Exec)	1,500.00
-------------------------	----------

Total EXEC Prepaid Expense 1,500.00

Total Current Assets 1,049,728.60

Property and Equipment - PMC

Machinery (PMC)	402,278.52
Automobiles (PMC)	7,200.00
Computer Equipment (PMC)	4,438.95
Pole Building (PMC)	14,794.65
Lease Improvements (PMC)	40,100.12
Accum. Depreciation Machinery	(314,938.99)
Accum. Depreciation Auto	(7,209.12)
Accum. Depreciation Computers	(3,045.15)
Accum. Depreciation Buildings	(3,476.85)
Accum. Depreciation Lease Impr	(5,429.80)

Total Property and Equipment - PMC 134,712.33

Property and Equipment - EXEC

Automobiles (EXEC)	22,466.30
Accum. Depreciation - Auto	(22,466.30)

Total Property and Equipment - EXEC 0.00

Washington Association of Conservation Districts
Statement of Financial Position
July 31, 2021

Total Property and Equipment		134,712.33
<u>Long Term Investments - PMC</u>		
Long Term Invt (Edward Jones)	1,437,686.60	
Total Long Term Investments		1,437,686.60
Total Assets	\$	2,622,127.53

LIABILITIES AND NET ASSETS

<u>Current Liabilities - PMC</u>		
Accounts Payable (PMC)	\$ 1,313.85	
Accrued Vacation (PMC)	17,869.52	
Customer Deposit (Plants) 2022	120,363.81	
Due to IRS	46,385.00	
Federal Taxes (941 - Office)	3,214.25	
Federal Taxes (943 - Nursery)	2,983.78	
FUTA Taxes (Federal)	44.29	
SUTA Taxes (State)	241.98	
L&I Taxes	1,404.85	
WA Paid Family Leave	98.83	
Simple IRA	565.48	
Unrecognized Tax Benefit Liabi	73,000.00	
Total PMC Current Liabilities		267,485.64
<u>Current Liabilities - EXEC</u>		
SUTA Taxes (State)	29.40	
L&I Taxes	61.67	
Simple IRA	217.64	
WA Paid Family Leave	36.76	
Accrued Vacation (EXEC)	19,928.85	
Total WACD Current Liabilities		20,274.32
Total Current Liabilities		287,759.96
<u>Net Assets</u>		
<u>Unrestricted Net Assets</u>		
Unrestricted Net Assets	1,021,049.85	
Net Income*	77,389.27	
Total Unrestricted Net Assets		1,098,439.12
<u>Restricted Net Assets - EXEC</u>		
Leadership Development Funds	2,019.10	
Total WACD Restricted Net Assets		2,019.10
<u>Restricted Net Assets - PMC</u>		
Operations Reserve Account	470,921.00	
Executive Reserve Account	99,221.00	
Capital Reserve Account	455,974.85	
<u>Prior Year Inventory Adjustment - PMC</u>		
Prior Year Inventory	207,792.50	
Total PMC Restricted Net Assets		1,233,909.35

Washington Association of Conservation Districts
Statement of Financial Position
July 31, 2021

Total Liabilities & Net Assets	\$ <u><u>2,622,127.53</u></u>
--------------------------------	-------------------------------

*Net Income is the difference between the revenue and expenses
(YEAR TO DATE ACTUALS) as shown on the Income Statement
compared with Budget for Executive Operations and the Plant Materials Center

Exeuctive Operations
Profit and Loss
July 31, 2021

	Actuals for July 31, 2021	Year to Date Actual	Fiscal Year Budget	% of Budget
<u>Revenues</u>				
WACD - Annual Meeting	\$ 0.00	\$ 0.00	\$ 25,000.00	0.00
WACD - District Dues	157,000.05	157,000.05	157,000.00	100.00
WACD - Interest Income	1.05	1.05	15.00	7.00
Transfer from Reserve Accounts	0.00	0.00	23,000.00	0.00
WACD - Other Income	400.00	400.00	0.00	0.00
WACD - Executive Operations	0.00	0.00	75,000.00	0.00
WACD - WSCC Contract	0.00	0.00	65,000.00	0.00
	<hr/>	<hr/>	<hr/>	
Total Revenues	157,401.10	157,401.10	345,015.00	45.62
<u>Expenses</u>				
Bad Debt Expense	0.00	0.00	3,888.89	0.00
Communications	39.29	39.29	5,000.00	0.79
Education & Registrations	0.00	0.00	1,000.00	0.00
Insurance Expense	9.66	9.66	2,300.00	0.42
IT Support & Technology	185.40	185.40	5,000.00	3.71
Licenses & Memberships	0.00	0.00	3,001.00	0.00
Office Supplies	54.68	54.68	600.00	9.11
Bank / Credit Card Charges	24.00	24.00	550.00	4.36
Postage	0.00	0.00	150.00	0.00
Training and Development	0.00	0.00	5,000.00	0.00
Travel, Meals & Meetings	643.69	643.69	53,000.00	1.21
Office Rent	975.00	975.00	12,200.00	7.99
Employee Medical Benefits	2,860.13	2,860.13	36,325.00	7.87
Wages (Staff)	14,509.04	14,509.04	190,627.24	7.61
Payroll Tax - FICA/Med.	1,109.94	1,109.94	13,600.00	8.16
Payroll Tax - FUTA	0.00	0.00	95.00	0.00
Payroll Tax - L&I	38.90	38.90	696.00	5.59
Payroll Tax - SUTA	29.40	29.40	816.00	3.60
Simple IRA (Retirement)	424.16	424.16	5,686.00	7.46
Printing	0.00	0.00	800.00	0.00
Lobbying Services	0.00	0.00	18,000.00	0.00
Consulting Services	8,000.00	8,000.00	30,500.00	26.23
Annual Meeting Expenses	0.00	0.00	15,000.00	0.00
Wages - Accrued Vacation	983.79	983.79	0.00	0.00
	<hr/>	<hr/>	<hr/>	
Total Expenses	29,887.08	29,887.08	403,835.13	7.40
	<hr/>	<hr/>	<hr/>	
Net Income	\$ 127,514.02	\$ 127,514.02	\$ (58,820.13)	(216.79)
<u>Funded from Reserve Accounts</u>				
Leadership Dev. Funds (DEI)	\$ (5,000.00)	\$ (5,000.00)	\$ 0.00	0.00
	<hr/>	<hr/>	<hr/>	
Total Funded - Reserve Accounts	(5,000.00)	(5,000.00)	0.00	0.00

Executive Operations
Income Statement
For the One Month Ending July 31, 2021

	Monthly Total July 2021	Monthly Total July 2020	Current FY 7/1/21 - 06/30/22	Previous FY 7/1/20 - 06/30/21
<u>Revenues</u>				
WACD - District Dues	\$ 157,000.05	\$ 172,000.05	\$ 157,000.05	\$ 172,000.05
WACD - Interest Income	1.05	1.05	1.05	1.05
WACD - Other Income	400.00	0.00	400.00	0.00
	<hr/>	<hr/>	<hr/>	<hr/>
Total Revenues	157,401.10	172,001.10	157,401.10	172,001.10
	<hr/>	<hr/>	<hr/>	<hr/>
<u>Expenses</u>				
Communications	39.29	173.19	39.29	173.19
Insurance Expense	9.66	9.66	9.66	9.66
IT Support & Technology	185.40	314.89	185.40	314.89
Office Supplies	54.68	18.42	54.68	18.42
Bank / Credit Card Charges	24.00	21.00	24.00	21.00
Postage	0.00	2.40	0.00	2.40
Travel, Meals & Meetings	643.69	0.00	643.69	0.00
Office Rent	975.00	4,248.00	975.00	4,248.00
Employee Medical Benefits	2,860.13	2,469.06	2,860.13	2,469.06
Wages (Staff)	14,509.04	13,767.86	14,509.04	13,767.86
Payroll Tax - FICA/Med.	1,109.94	1,053.26	1,109.94	1,053.26
Payroll Tax - L&I	38.90	44.22	38.90	44.22
Payroll Tax - SUTA	29.40	67.46	29.40	67.46
Simple IRA (Retirement)	424.16	409.49	424.16	409.49
Consulting Services	8,000.00	3,000.00	8,000.00	3,000.00
Annual Meeting Expenses	0.00	541.45	0.00	541.45
Wages - Accrued Vacation	983.79	485.51	983.79	485.51
	<hr/>	<hr/>	<hr/>	<hr/>
Total Expenses	29,887.08	26,625.87	29,887.08	26,625.87
	<hr/>	<hr/>	<hr/>	<hr/>
Net Income	\$ 127,514.02	\$ 145,375.23	\$ 127,514.02	\$ 145,375.23
	<hr/> <hr/>	<hr/> <hr/>	<hr/> <hr/>	<hr/> <hr/>

Plant Material Center
Profit and Loss
July 31, 2021

	Actuals for July 31, 2021	Year to Date Actual	Fiscal Year Budget	% of Budget
<u>Operating Revenues</u>				
Brokered Plants	\$ 0.00	\$ 0.00	\$ 75,000.00	0.00
Contract Growing	0.00	0.00	8,000.00	0.00
Plant Sales	(73.00)	(73.00)	1,125,000.00	(0.01)
Plug Sales	0.00	0.00	300.00	0.00
Interest Income	11.75	11.75	425.00	2.76
Restocking Fee	0.00	0.00	100.00	0.00
Other Income	0.00	0.00	1,500.00	0.00
Packaging/Storage Fee	0.00	0.00	600.00	0.00
Shipping Charges Reimbursed	0.00	0.00	53,000.00	0.00
	<hr/>	<hr/>	<hr/>	
Total Operating Revenues	(61.25)	(61.25)	1,263,925.00	0.00
	<hr/>	<hr/>	<hr/>	
<u>Edward Jones Investment Account</u>				
Unrealized Gain/Loss	10,611.53	10,611.53	0.00	0.00
	<hr/>	<hr/>	<hr/>	
Total Revenues	10,550.28	10,550.28	1,263,925.00	0.83
	<hr/>	<hr/>	<hr/>	
<u>Expenses</u>				
Accounting Expenses	100.00	100.00	7,200.00	1.39
Advertising	0.00	0.00	2,500.00	0.00
Bank / Credit Card Charges	151.69	151.69	9,500.00	1.60
Brokered Stock	0.00	0.00	60,000.00	0.00
Communications	134.60	134.60	2,500.00	5.38
Education & Registrations	0.00	0.00	1,000.00	0.00
Executive Operations	0.00	0.00	75,000.00	0.00
Farm and Nursery Supplies	264.17	264.17	8,000.00	3.30
Fuel	65.40	65.40	4,500.00	1.45
Insurance Expense	427.92	427.92	6,300.00	6.79
IT Support & Technology	145.94	145.94	4,000.00	3.65
Lease Payment	0.00	0.00	1.00	0.00
Licenses & Memberships	252.40	252.40	2,500.00	10.10
Office Supplies	227.02	227.02	2,000.00	11.35
Packaging Supplies	0.00	0.00	20,000.00	0.00
Postage	0.00	0.00	600.00	0.00
Property Tax	0.00	0.00	3,235.00	0.00
Repair & Maintenance - Bldg	0.00	0.00	2,000.00	0.00
Repair & Maintenance - Equip.	385.36	385.36	4,000.00	9.63
Taxes - B&O Tax	0.00	0.00	7,000.00	0.00
Training and Development	0.00	0.00	5,000.00	0.00
Travel. Meals and Meetings	0.00	0.00	2,000.00	0.00
Utilities	577.51	577.51	9,800.00	5.89
Management Fee (State of WA)	0.00	0.00	125.00	0.00
Investment Management Fees	1,497.82	1,497.82	17,000.00	8.81
Cold Storage	0.00	0.00	14,000.00	0.00
Shipping - Inbound	0.00	0.00	2,900.00	0.00
Shipping - Outbound	0.00	0.00	48,000.00	0.00
Chemicals	976.77	976.77	45,000.00	2.17
Fertilizer	0.00	0.00	10,000.00	0.00
Seeds	371.10	371.10	53,000.00	0.70
Transplants	0.00	0.00	30,000.00	0.00
Employee Medical Benefits	7,081.08	7,081.08	90,200.00	7.85
Wages - Staff	26,830.57	26,830.57	350,641.00	7.65
Wages - Staff Overtime	0.00	0.00	300.00	0.00
Wages - Seasonal Labor	12,194.40	12,194.40	250,000.00	4.88
Wages - Labor Contractor	0.00	0.00	5,000.00	0.00
Simple IRA (Retirement)	795.50	795.50	10,519.00	7.56

For Management Purposes Only

Plant Material Center
Profit and Loss
July 31, 2021

	Actuals for July 31, 2021	Year to Date Actual	Fiscal Year Budget	% of Budget
Payroll Tax - FICA/Medicare	2,985.42	2,985.42	44,000.00	6.79
Payroll Tax - FUTA	44.29	44.29	1,500.00	2.95
Payroll Tax - L&I	1,044.11	1,044.11	21,000.00	4.97
Payroll Tax - SUTA	241.98	241.98	2,500.00	9.68
Wages - Accrued Vacation	(1,120.02)	(1,120.02)	0.00	0.00
	<hr/>	<hr/>	<hr/>	
Total Expenses	55,675.03	55,675.03	1,234,321.00	4.51
	<hr/>	<hr/>	<hr/>	
Net Income	\$ (45,124.75)	\$ (45,124.75)	\$ 29,604.00	(152.43)
	<hr/> <hr/>	<hr/> <hr/>	<hr/> <hr/>	
<u>Funded from Reserve Accounts</u>	<hr/>	<hr/>	<hr/>	
Total Funded - Reserve Accounts	0.00	0.00	0.00	0.00
	<hr/>	<hr/>	<hr/>	

Plant Materials Center
Income Statement
For the One Month Ending July 31, 2021

	Monthly Total July 2021	Monthly Total July 2020	Current FY 7/1/21 - 06/30/22	Previous FY 7/1/20 - 06/30/21
Revenues				
Plant Sales	\$ (73.00)	\$ 0.00	\$ (73.00)	\$ 0.00
Interest Income	11.75	24.79	11.75	24.79
Finance Income	0.00	5.55	0.00	5.55
Total Operating Revenues	<u>(61.25)</u>	<u>30.34</u>	<u>(61.25)</u>	<u>30.34</u>
Edward Jones Investment Account				
Unrealized Gain/Loss	10,611.53	54,907.18	10,611.53	54,907.18
Total Revenues	<u>10,550.28</u>	<u>54,937.52</u>	<u>10,550.28</u>	<u>54,937.52</u>
Expenses				
Accounting Expenses	100.00	100.00	100.00	100.00
Bank / Credit Card Charges	151.69	139.88	151.69	139.88
Cleaning Supplies	0.00	10.84	0.00	10.84
Communications	134.60	108.66	134.60	108.66
Farm and Nursery Supplies	264.17	357.56	264.17	357.56
Fuel	65.40	554.12	65.40	554.12
Insurance Expense	427.92	407.69	427.92	407.69
IT Support & Technology	145.94	75.94	145.94	75.94
Licenses & Memberships	252.40	193.00	252.40	193.00
Office Supplies	227.02	17.31	227.02	17.31
Repair & Maintenance - Bldg	0.00	6.50	0.00	6.50
Repair & Maintenance - Equip.	385.36	314.21	385.36	314.21
Utilities	577.51	342.89	577.51	342.89
Investment Management Fees	1,497.82	1,269.78	1,497.82	1,269.78
Cold Storage	0.00	60.00	0.00	60.00
Chemicals	976.77	0.00	976.77	0.00
Fertilizer	0.00	1,400.00	0.00	1,400.00
Seeds	371.10	8,586.43	371.10	8,586.43
Employee Medical Benefits	7,081.08	6,605.67	7,081.08	6,605.67
Wages - Staff	26,830.57	29,634.93	26,830.57	29,634.93
Wages - Seasonal Labor	12,194.40	9,963.74	12,194.40	9,963.74
Simple IRA (Retirement)	795.50	959.66	795.50	959.66
Payroll Tax - FICA/Medicare	2,985.42	3,029.26	2,985.42	3,029.26
Payroll Tax - FUTA	44.29	0.00	44.29	0.00
Payroll Tax - L&I	1,044.11	988.13	1,044.11	988.13
Payroll Tax - SUTA	241.98	175.06	241.98	175.06
Wages - Accrued Vacation	(1,120.02)	3,107.70	(1,120.02)	3,107.70
Depreciation Expense	0.00	3,011.82	0.00	3,011.82
Total Expenses	<u>55,675.03</u>	<u>71,420.78</u>	<u>55,675.03</u>	<u>71,420.78</u>
Net Income	<u>\$ (45,124.75)</u>	<u>\$ (16,483.26)</u>	<u>\$ (45,124.75)</u>	<u>\$ (16,483.26)</u>


WA. Assoc. of Conservation Districts
Account Reconciliation
 As of Jul 31, 2021
 1082 - WACD Checking (Wells Fargo)
 Bank Statement Date: July 31, 2021

Filter Criteria includes: Report is printed in Detail Format.

Beginning GL Balance		50,522.44
Add: Cash Receipts		82,006.97
Less: Cash Disbursements		(33,488.41)
Add (Less) Other		<u>(872.32)</u>
Ending GL Balance		<u>98,168.68</u>
Ending Bank Balance		108,168.68
Add back deposits in transit		<u> </u>
Total deposits in transit		
(Less) outstanding checks		
	Jul 29, 2021 8721	(2,500.00)
	Jul 29, 2021 8722	<u>(7,500.00)</u>
Total outstanding checks		(10,000.00)
Add (Less) Other		<u> </u>
Total other		
Unreconciled difference		<u>0.00</u>
Ending GL Balance		<u><u>98,168.68</u></u>

Wells Fargo Business Choice Checking

July 31, 2021 ■ Page 1 of 4



WA ASSOC. OF CONSERVATION DISTRICTS
16564 BRADLEY RD
BOW WA 98232-9719

Questions?

Available by phone 24 hours a day, 7 days a week:
We accept all relay calls, including 711

1-800-CALL-WELLS (1-800-225-5935)

En español: 1-877-337-7454

Online: wellsfargo.com/biz

Write: Wells Fargo Bank, N.A. (120)
P.O. Box 6995
Portland, OR 97228-6995

Your Business and Wells Fargo

Visit wellsfargoworks.com to explore videos, articles, infographics, interactive tools, and other resources on the topics of business growth, credit, cash flow management, business planning, technology, marketing, and more.

Account options

A check mark in the box indicates you have these convenient services with your account(s). Go to wellsfargo.com/biz or call the number above if you have questions or if you would like to add new services.

Business Online Banking	<input checked="" type="checkbox"/>
Online Statements	<input checked="" type="checkbox"/>
Business Bill Pay	<input checked="" type="checkbox"/>
Business Spending Report	<input checked="" type="checkbox"/>
Overdraft Protection	<input checked="" type="checkbox"/>

Statement period activity summary

Beginning balance on 7/1	\$50,522.44
Deposits/Credits	82,006.97
Withdrawals/Debits	- 24,360.73
Ending balance on 7/31	\$108,168.68

Account number:

WA ASSOC. OF CONSERVATION DISTRICTS

Washington account terms and conditions apply


For Direct Deposit use
Routing Number (RTN):

For Wire Transfers use
Routing Number (RTN):

Overdraft Protection

Your account is linked to the following for Overdraft Protection:

- Savings - 000001864361066



Transaction history

Date	Check Number	Description	Deposits/ Credits	Withdrawals/ Debits	Ending daily balance
7/1		WF Direct Pay-Payment- Wacd Rent-Tran ID Dp03606752		975.00	
7/1		Edward Jones Investment 063021 18838P883864211 Washington Association		413.04	49,134.40
7/6		WF Direct Pay-Payment- Wsu Energy Program - 22-0011-Tran ID Dp03847684		142.00	
7/6		WF Direct Pay-Payment- Invoice #060896-Tran ID Dp03847682		3,000.00	45,992.40
7/7		Deposit	10,466.67		
7/7		WF Direct Pay-Payment- 2nd Quarter Payroll Taxes-Tran ID Dp03958576		600.48	55,858.59
7/9		Direct Pay Individual Pymt Trans		2.00	
7/9		Direct Pay Monthly Base		10.00	
7/9		Direct Pay Nonwf Bus Pymt Trans		12.00	55,834.59
7/13		Deposit	35,288.90		91,123.49
7/14		WF Direct Pay-Payment- July 15th Payroll-Tran ID Dp04419820		5,614.44	85,509.05
7/15		Deposit	10,466.67		95,975.72
7/20		Deposit	11,829.17		
7/20		Edward Jones Investment 071921 18838P883864211 Washington Association		435.28	107,369.61
7/28		Deposit	10,466.67		117,836.28
7/29		WF Direct Pay-Payment- July 2021 Reimbursement-Tran ID Dp05360842		7,546.09	
7/29		WF Direct Pay-Payment- July 30, 2021 Payroll-Tran ID Dp05360848		5,610.40	104,679.79
7/30		Deposit	3,488.89		108,168.68
Ending balance on 7/31					108,168.68
Totals			\$82,006.97	\$24,360.73	

The Ending Daily Balance does not reflect any pending withdrawals or holds on deposited funds that may have been outstanding on your account when your transactions posted. If you had insufficient available funds when a transaction posted, fees may have been assessed.

Monthly service fee summary

For a complete list of fees and detailed account information, see the disclosures applicable to your account or talk to a banker. Go to wellsfargo.com/feefaq for a link to these documents, and answers to common monthly service fee questions.

Fee period 07/01/2021 - 07/31/2021	Standard monthly service fee \$14.00	You paid \$0.00
How to avoid the monthly service fee	Minimum required	This fee period
Have any ONE of the following account requirements		
· Average ledger balance	\$1,000.00	\$83,259.00 <input checked="" type="checkbox"/>
· Minimum daily balance	\$500.00	\$45,992.40 <input checked="" type="checkbox"/>

The Monthly service fee summary fee period ending date shown above includes a Saturday, Sunday, or holiday which are non-business days.

Transactions occurring after the last business day of the month will be included in your next fee period.

wxvwx

Account transaction fees summary

Service charge description	Units used	Units included	Excess units	Service charge per excess units (\$)	Total service charge (\$)
Cash Deposited (\$)	0	7,500	0	0.0030	0.00
Transactions	34	200	0	0.50	0.00
Total service charges					\$0.00

WA. Assoc. of Conservation Districts
Account Reconciliation
As of Jul 31, 2021
1086 - WACD Savings (Wells Fargo)
Bank Statement Date: July 31, 2021

Filter Criteria includes: Report is printed in Detail Format.

Beginning GL Balance	123,373.82
Add: Cash Receipts	
Less: Cash Disbursements	
Add (Less) Other	<u>1.05</u>
Ending GL Balance	<u>123,374.87</u>
Ending Bank Balance	123,374.87
Add back deposits in transit	<u> </u>
Total deposits in transit	
(Less) outstanding checks	<u> </u>
Total outstanding checks	
Add (Less) Other	<u> </u>
Total other	
Unreconciled difference	<u>0.00</u>
Ending GL Balance	<u><u>123,374.87</u></u>

Business High Yield Savings

July 31, 2021 ■ Page 1 of 4



WA ASSOC. OF CONSERVATION DISTRICTS
16564 BRADLEY RD
BOW WA 98232-9719

Questions?

Available by phone 24 hours a day, 7 days a week:

We accept all relay calls, including 711

1-800-CALL-WELLS (1-800-225-5935)

En español: 1-877-337-7454

Online: wellsfargo.com/biz

Write: Wells Fargo Bank, N.A. (120)
P.O. Box 6995
Portland, OR 97228-6995

Your Business and Wells Fargo

Visit wellsfargoworks.com to explore videos, articles, infographics, interactive tools, and other resources on the topics of business growth, credit, cash flow management, business planning, technology, marketing, and more.

Statement period activity summary

Beginning balance on 7/1	\$123,373.82
Deposits/Credits	1.05
Withdrawals/Debits	- 0.00
Ending balance on 7/31	\$123,374.87

Account number:

WA ASSOC. OF CONSERVATION DISTRICTS

Washington account terms and conditions apply

For Direct Deposit use


Routing Number (RTN):

For Wire Transfers use

Routing Number (RTN)

Interest summary

Interest paid this statement	\$1.05
Average collected balance	\$123,373.82
Annual percentage yield earned	0.01%
Interest earned this statement period	\$1.05
Interest paid this year	\$7.17



Transaction history

Date	Description	Deposits/ Credits	Withdrawals/ Debits	Ending daily balance
7/30	Interest Payment	1.05		123,374.87
Ending balance on 7/31				123,374.87
Totals		\$1.05	\$0.00	

The Ending Daily Balance does not reflect any pending withdrawals or holds on deposited funds that may have been outstanding on your account when your transactions posted. If you had insufficient available funds when a transaction posted, fees may have been assessed.

Monthly service fee summary

For a complete list of fees and detailed account information, see the disclosures applicable to your account or talk to a banker. Go to wellsfargo.com/feefaq for a link to these documents, and answers to common monthly service fee questions.

Fee period 07/01/2021 - 07/31/2021	Standard monthly service fee \$10.00	You paid \$0.00
How to avoid the monthly service fee	Minimum required	This fee period
Have any ONE of the following account requirements		
· Minimum daily balance	\$8,000.00	\$123,373.82 <input checked="" type="checkbox"/>

The Monthly service fee summary fee period ending date shown above includes a Saturday, Sunday, or holiday which are non-business days. Transactions occurring after the last business day of the month will be included in your next fee period.
YP/YP

Account transaction fees summary

Service charge description	Units used	Units included	Excess units	Service charge per excess units (\$)	Total service charge (\$)
Deposited Items	0	20	0	0.50	0.00
Cash Deposited (\$)	0	5,000	0	0.0030	0.00
Total service charges					\$0.00

Other Wells Fargo Benefits

Our National Business Banking Center customer service number 1-800-CALL-WELLS (1-800-225-5935) hours of operation have temporarily changed to 7:00 a.m. to 11:00 p.m. Eastern Time, Monday through Saturday and Sunday 9:00 a.m. to 10:00 p.m. Eastern Time. Access to our automated banking system, the ability to report a fraud claim on your business credit or debit card, and access to report a lost or stolen business card will continue to be available 24 hours a day, 7 days per week. Thank you for banking with Wells Fargo. We appreciate your business.

IMPORTANT ACCOUNT INFORMATION

Effective September 1, 2021, the non-Wells Fargo ATM balance inquiry fee will increase from \$2.00 to \$2.50, and the non-Wells Fargo ATM transfer fee will increase from \$2.00 to \$2.50. To avoid these fees, monitor your balances and transfer money by accessing Wells Fargo ATMs, calling the number on the back of your card, and using Wells Fargo Online® or the Wells Fargo Mobile® app. Availability

WA. Assoc. of Conservation Districts
Account Reconciliation
 As of Jul 31, 2021
 1000 - PMC Checking (Banner Bank)
 Bank Statement Date: July 31, 2021

Filter Criteria includes: Report is printed in Detail Format.

Beginning Gl. Balance			131,021.02
Add: Cash Receipts			126,848.44
Less: Cash Disbursements			(47,943.81)
Add (Less) Other			(20,081.86)
Ending Gl. Balance			<u>189,843.79</u>
Ending Bank Balance			202,109.56
Add back deposits in transit			
	Jul 28, 2021	Lori Hoover	<u>327.13</u>
Total deposits in transit			327.13
(Less) outstanding checks			
	May 10, 2021	26620	(25.93)
	Jul 28, 2021	26747	(55.71)
	Jul 28, 2021	26748	(46.17)
	Jul 28, 2021	26749	(889.29)
	Jul 29, 2021	26754	(731.49)
	Jul 30, 2021	26755	(1,645.96)
	Jul 30, 2021	26756	(1,878.99)
	Jul 30, 2021	26758	(1,637.68)
	Jul 30, 2021	26759	(2,396.31)
	Jul 30, 2021	26760	(3,109.15)
	Jul 30, 2021	26761	(84.54)
	Jul 23, 2021	26762	<u>(91.68)</u>
Total outstanding checks			(12,592.90)
Add (Less) Other			
Total other			
Unreconciled difference			<u>0.00</u>
Ending Gl. Balance			<u><u>189,843.79</u></u>



10 South First Avenue
 P.O. Box 907
 Walla Walla, WA 99362-0265
 bannerbank.com

Statement of Account

Statement Date 07/30/21
 Page 1 of 3
 Account Number XXXXXXXXXXXXX5697
 (509) 527-3636 | (800) 272-9933 Toll-Free

Washington Assoc Of Conservation Dist
 16564 Bradley Rd
 Bow WA 98232-9702



**Now earn rewards
 without touching
 a keypad.**

SUMMARY OF ACCOUNTS

Complete Business Int Checking	XXXXXXXXXXXX5697	\$202,109.56	Earn rewards for travel, merchandise, gift cards and more with Banner's contactless credit cards. We offer a great fixed rate and security on cards for you or your business. That's just a hint of the options available. Applying is easy, so ask for yours today.
--------------------------------	------------------	--------------	--

CHECKING ACCOUNT

XXXXXXXXXXXX5697

Complete Business Int Checking

Account Title: Washington Assoc Of Conservation Dist		Statement Dates	7/01/21 thru 8/01/21
Account Number	XXXXXXXXXXXX5697	Days in the statement period	32
Previous Balance	159,413.35	Average Ledger	139,752.72
12 Deposits/Credits	126,521.31	Average Collected	138,468.95
12 Debits	21,635.74	Interest Earned	11.97
54 Checks	62,200.77	Annual Percentage Yield Earned	0.10%
Service Charge	.00	2021 Interest Paid	82.36
Interest Paid	11.41		
Current Balance	202,109.56		

Deposits and Additions

Date	Description	Amount
7/06	Deposit	1,893.70
7/08	WA ASSOC. OF CON DEPOSIT CCD DP03975010 BIZEDP	600.48
7/09	BANKCARD MERCH DEP CCD 948907957098888 1246825337	203.98
7/12	Deposit	17,906.83
7/12	Deposit Correction - Credit	27.00



10 South First Avenue
 P.O. Box 907
 Walla Walla, WA 99362-0265
 bannerbank.com

Statement of Account

Statement Date	07/30/21
Page	2 of 3
Account Number	XXXXXXXXXXXX5697

(509) 527-3636 | (800) 272-9933 Toll-Free

7/19	BANKCARD	MERCH DEP CCD	948907957098888	1246825337	709.50
7/21	BANKCARD	MERCH DEP CCD	948907957098888	1246825337	5,271.50
7/23	BANKCARD	MERCH DEP CCD	948907957098888	1246825337	106.33
7/28	Deposit				85,110.90
7/28	BANKCARD	MERCH DEP CCD	948907957098888	1246825337	3,795.00
7/29	Deposit				3,350.00
7/30	WA ASSOC. OF CON	DEPOSIT CCD	DP05500666	BIZEDP	7,546.09
7/31	Interest Deposit				11.41

Withdrawals and Deductions

Date	Description	Amount
7/01	EDWARD JONES INVESTMENT PPD 4496699001	-775.00
7/02	IRS USATAXPYMT CCD 270158380897218 3387702000	-72.09
7/02	BANKCARD MERCH FEES CCD 948907957098888 1246825337	-151.69
7/02	IRS USATAXPYMT CCD 270158392379296 3387702000	-2,891.94
7/02	IRS USATAXPYMT CCD 270158304275356 3387702000	-2,997.23
7/07	IRS USATAXPYMT CCD 270158822982942 3387702000	-1,542.47
7/09	PAID FAMILY MED PAYMENT CCD A 600727504 1916001099	-366.30
7/12	STATE OF WA-ESD ESD ACH 6 CCD ESD WA UI-TAX UITAX-EPAY	-896.51
7/13	LABOR&INDUSTRIES L&I ELF CCD 84944001-02995G 9ELFLNIP01	-4,675.03
7/19	IRS USATAXPYMT CCD 270160070780926 3387702000	-3,123.87
7/19	IRS USATAXPYMT CCD 270160083310293 3387702000	-3,164.79
7/20	EDWARD JONES INVESTMENT PPD 4496699001	-978.82

Checks In Number Order

Date	Check No	Amount	Date	Check No	Amount
7/07	26676	1,242.00	7/13	26723	246.41
7/01	26696*	1.00	7/13	26724	674.17
7/01	26697	56.95	7/16	26725	101.98
7/02	26698	410.00	7/19	26726	335.55
7/12	26699	46.17	7/27	26727	40.01
7/09	26700	156.91	7/20	26728	94.59
7/06	26701	596.06	7/16	26729	3,099.39
7/01	26702	2,208.28	7/19	26730	1,494.70
7/07	26703	1,519.48	7/19	26731	1,599.75
7/07	26704	250.00	7/16	26732	2,397.13
7/02	26705	3,101.00	7/16	26733	1,878.50
7/01	26706	1,601.02	7/16	26734	1,152.36
7/01	26707	1,766.81	7/16	26735	924.10
7/01	26709*	819.12	7/16	26736	887.12
7/02	26712*	845.05	7/15	26737	884.52
7/01	26713	555.52	7/16	26738	953.27
7/07	26714	36.18	7/26	26739	872.33
7/08	26715	11,612.38	7/22	26740	120.00
7/19	26716	70.00	7/26	26741	9,794.24
7/15	26717	100.00	7/22	26742	485.17
7/12	26718	75.29	7/26	26743	46.17
7/20	26719	438.47	7/23	26744	27.81
7/14	26720	105.50	7/27	26745	146.97
7/13	26721	26.90	7/26	26746	1,586.58
7/13	26722	437.58	7/30	26750*	819.12



10 South First Avenue
 P.O. Box 907
 Waiita Walla, WA 99362-0285
 bannerbank.com

Statement of Account

Statement Date	07/30/21
Page	3 of 3
Account Number	XXXXXXXXXXXXXXXX5697

(509) 527-3636 | (800) 272-9933 Toll-Free

Checks In Number Order (Continued)

Date	Check No	Amount	Date	Check No	Amount
7/30	26751	791.58	7/30	26753	847.65
7/30	26752	791.58	7/30	26757*	1,030.35

*Denotes missing check numbers.

Daily Balance Summary

Date	Balance	Date	Balance	Date	Balance
07/01	151,629.65	07/14	137,287.30	07/26	106,763.42
07/02	141,160.65	07/15	136,302.78	07/27	106,576.44
07/06	142,458.29	07/16	124,908.93	07/28	195,482.34
07/07	137,868.16	07/19	115,829.77	07/29	198,832.34
07/08	126,856.26	07/20	114,317.89	07/30	202,098.15
07/09	126,537.03	07/21	119,589.39	07/31	202,109.56
07/12	143,452.89	07/22	118,984.22		
07/13	137,392.80	07/23	119,062.74		

Interest Rate Summary

Date	Rate
6/30	0.100000%

***** END OF STATEMENT *****



WASHINGTON ASSOCIATION OF
 CONSERVATION DISTRICTS
 16564 BRADLEY ROAD
 BOW WA 98232-9719

Portfolio Summary

Total Portfolio Value

\$1,697,002.84

1 Month Ago	\$1,687,888.79
1 Year Ago	\$1,446,226.17
3 Years Ago	\$1,078,250.30
5 Years Ago	\$782,951.96

Curious How Your Account is Performing? Wonder No More.

Additional account performance information is now available on your monthly statement. Going forward, in the Rate of Return section, you will see the return for the assets held in your account - quarterly, year-to-date, last 12 months and annualized numbers for three and five years. Reach out to your Edward Jones team if you have any questions or would like to discuss this new information.

Long-term Investing: 4 Tips for Staying the Course

Periods of market volatility and uncertainty can be difficult for investors. Follow these four tips to help stay on course: Review your portfolio regularly. Diversify your portfolio among quality investments. Avoid owning too much of a single investment. Finally, stay invested. Schedule time today with your financial advisor to discuss your long-term financial strategy.

*Diversification does not guarantee a profit or protect against loss in declining markets.

Overview of Accounts

Accounts	Account Holder	Account Number	Value 1 Year Ago	Current Value
Corporate Account Select	Washington Association of	---	\$206,001.62	\$206,021.30
Corporate Account Advisory Solutions Fund Model	Washington Association of	c	\$1,207,493.43	\$1,437,686.60
Corporate Account Select	Washington Association of		\$32,731.12	\$53,294.94
Total Accounts			\$1,446,226.17	\$1,697,002.84

Although account information is provided on this page, it does not guarantee an actual statement was produced. Refer to your account statement for the exact registration and more specific details regarding each account.

Important disclosures, such as Statement of Financial Condition, Conditions that Govern Your Account, Account Safety, Errors, Complaints, Withholding, Free Credit Balance, Fair Market Value or Terminology, relating to your account(s) are available on the last page of this package or at www.edwardjones.com/statementdisclosures.

WA. Assoc. of Conservation Districts
Account Reconciliation
As of Jul 31, 2021
1022 - Long Term Inv't (Edward Jones)
Bank Statement Date: July 31, 2021

Filter Criteria includes: Report is printed in Detail Format.

Beginning Gl. Balance	1,428,572.89
Add: Cash Receipts	
Less: Cash Disbursements	
Add (Less) Other	<u>9,113.71</u>
Ending Gl. Balance	<u>1,437,686.60</u>
Ending Bank Balance	1,437,686.60
Add back deposits in transit	<u> </u>
Total deposits in transit	
(Less) outstanding checks	<u> </u>
Total outstanding checks	
Add (Less) Other	<u> </u>
Total other	
Unreconciled difference	<u>0.00</u>
Ending Gl. Balance	<u>1,437,686.60</u>



Washington Association of
Conservation Districts

Are Your Finances Keeping Up with Your Life?

Life is full of changes. Some will be joyful, while others can be unexpected. Whatever you're facing, your financial advisor is there to help ensure your financial strategy reflects the changes in your life. By meeting regularly, he or she can help guide you through these transitions and keep your finances on track.

Corporate - Advisory Solutions Fund Model

Portfolio Objective - Account: Balanced Growth and Income

For more information about the Advisory Solutions program go to www.edwardjones.com/advisorybrochures.

Account Value	
\$1,437,686.60	
1 Month Ago	\$1,428,572.89
1 Year Ago	\$1,207,493.43
3 Years Ago	\$1,049,805.18
5 Years Ago	\$754,620.06

Value Summary		
	This Period	This Year
Beginning value	\$1,428,572.89	\$1,336,954.01
Assets added to account	0.00	0.00
Assets withdrawn from account	0.00	0.00
Fees and charges	-1,497.82	-10,275.80
Change in value	10,611.53	111,008.39
Ending Value	\$1,437,686.60	

For more information regarding the Value Summary section, please visit www.edwardjones.com/mystatementguide.

Asset Details (as of Jul 30, 2021)

additional details at www.edwardjones.com/access

Assets Held At Edward Jones

	Current Yield/Rate	Beginning Balance	Deposits	Withdrawals	Ending Balance
Money Market	0.01%*	\$144.32	\$3.38	-\$144.32	\$3.38

* The average yield on the money market fund for the past seven days.

Exchange Traded & Closed End Funds	Price	Quantity	Cost Basis	Unrealized Gain/Loss	Value
Vanguard FTSE All-World Ex US	137.72	215	27,487.75	2,122.05	29,609.80
Mutual Funds	Price	Quantity	Cost Basis	Unrealized Gain/Loss	Value
Blackrock High Yield Bond K	7.91	8,955.236	66,057.40	4,778.52	70,835.92
Bridge Builder Core Bond	10.64	24,944.262	256,381.70	9,025.25	265,406.95



Asset Details (continued)

Mutual Funds	Price	Quantity	Cost Basis	Unrealized Gain/Loss	Value
Bridge Builder Core Plus Bond	10.52	32,155.152	329,925.76	8,346.44	338,272.20
Bridge Builder INTL Equity	14.75	6,720.482	72,738.59	26,388.52	99,127.11
Bridge Builder Large Growth	24.04	6,326.832	90,559.63	61,537.41	152,097.04
Bridge Builder Large Value	17.39	12,397.016	140,446.71	75,137.40	215,584.11
Bridge Builder Small/Mid Grw	19.46	2,222.813	25,903.77	17,352.17	43,255.94
Bridge Builder Small/Mid Value	15.43	4,945.213	49,039.28	27,265.36	76,304.64
Dfa INTL Small Company I	23.10	643.309	10,946.50	3,913.94	14,860.44
Dodge & Cox INTL Stock	47.98	1,188.401	45,935.02	11,084.46	57,019.48
JPM U.S. Govt Mny Mkt Capital	1.00	20,405.67	—	—	20,405.67
NB Genesis I	78.68	357.612	19,644.64	8,492.27	28,136.91
TRP International Stock I	22.10	1,211.177	19,682.94	7,084.07	26,767.01

Total Account Value **\$1,437,686.60**

Cost basis is the amount of your investment for tax purposes and is used to calculate gain or loss upon sale or other disposition of a security. It is not a measure of performance. The cost basis amounts on your statement should not be relied upon for tax preparation purposes. Cost basis information may be from outside sources and has not been verified for accuracy. Refer to your official tax documents for information about reporting cost basis. Consult a qualified tax advisor or an attorney regarding your situation. If you believe the cost basis information is inaccurate, contact Client Relations.

Summary of Realized Gain/Loss

	This Year
Short Term (assets held 1 year or less)	\$1,362.97
Long Term (held over 1 year)	25,995.32
Total	\$27,358.29

Summary totals may not include proceeds from uncosted securities or certain corporate actions.

Investment and Other Activity by Date

Date	Description	Quantity	Amount
6/30	Dividend on Dfa INTL Small Company I on 642.014 Shares @ 0.045		\$29.48
6/30	Reinvestment into Dfa INTL Small Company I @ 22.77	1.295	-29.48
6/30	Buy Bridge Builder Core Bond @ 10.53	13.706	-144.32
7/01	Dividend on JPM U.S. Govt Mny Mkt Capital on 21,906.39 Shares at Daily Accrual Rate		0.48
7/01	Reinvestment into JPM U.S. Govt Mny Mkt Capital @ 1.00	0.48	-0.48
7/01	Dividend on Bridge Builder Core Bond on 24,899.356 Shares at Daily Accrual Rate		473.76
7/01	Reinvestment into Bridge Builder Core Bond @ 10.55	44.906	-473.76
7/01	Dividend on Bridge Builder Large Value on 12,346.299 Shares @ 0.07		874.36



Investment and Other Activity by Date (continued)

Date	Description	Quantity	Amount
7/01	Reinvestment into Bridge Builder Large Value @ 17.24	50.717	-874.36
7/01	Dividend on Bridge Builder Core Plus Bond on 32,103.76 Shares at Daily Accrual Rate		536.02
7/01	Reinvestment into Bridge Builder Core Plus Bond @ 10.43	51.392	-536.02
7/01	Dividend on Blackrock High Yield Bond K on 8,919.101 Shares at Daily Accrual Rate		286.55
7/01	Reinvestment into Blackrock High Yield Bond K @ 7.93	36.135	-286.55
7/08	Redeemed JPM U.S. Govt Mny Mkt Capital @ 1.00	-1,501.2	1,501.20
7/08	Program & Portfolio Strat Fees		-1,501.20
7/21	Fee Offset		3.38

Money Market Detail by Date

Beginning Balance on Jun 26					\$144.32
Date	Transaction	Description	Deposits	Withdrawals	Balance
6/30	Withdrawal			-144.32	\$0.00
7/22	Deposit		3.38		\$3.38
Total			\$3.38	-\$144.32	
Ending Balance on Jul 30					\$3.38

Your Relationship and Mailing Group(s)

Relationship - You have asked us to combine the accounts listed below for planning purposes as we work with you to achieve your financial goals. This means that information about these accounts and your goals and objectives may be shared with and accessible by each owner and authorized party in the relationship, including through Edward Jones Online Access and Edward Jones reports.

Mailing Group - You have also asked us to combine certain information about the accounts listed below into the mailing group(s) below for delivery purposes. Information for accounts within the same mailing group may be included in one envelope and mailed to the mailing group address. We may still send certain information directly to the account owners, as we believe appropriate.

Account Number	Account Owner(s)	Account Type	Mailing Group Address
XXX-XX301-1-4	Washington Association of	Corporate Account Select	WASHINGTON ASSOCIATION OF CONSERVATION DISTRICTS 16564 BRADLEY ROAD BOW WA 98232-9719
XXX-XX888-1-1	Washington Association of	Corporate Account Advisory Solutions Fund Model	
XXX-XX970-1-9	Washington Association of	Corporate Account Select	
XXX-XX014-1-5	Washington Association of	Corporate Account Select	



Your Relationship and Mailing Group(s) (continued)

Account Number	Account Owner(s)	Account Type	Mailing Group Address
XXX-XX747-1-9	Washington Association	Corporate Account Select	

For more information on this relationship or mailing group(s), please visit www.edwardjones.com/disclosures. If you wish to make changes to either the relationship(s) or mailing group(s), please contact your financial advisor.

For more information about the Advisory Solutions program, see the applicable program brochure at www.edwardjones.com/advisorybrochures.

WA. Assoc. of Conservation Districts
 Account Reconciliation
 As of Jul 31, 2021
 1010.10 - IRS Deposits (Edward Jones)
 Bank Statement Date: July 31, 2021

Filter Criteria includes: Report is printed in Detail Format.

Beginning GL Balance	53,294.60
Add: Cash Receipts	
Less: Cash Disbursements	
Add (Less) Other	0.34
Ending GL Balance	<u>53,294.94</u>
Ending Bank Balance	53,294.94
Add back deposits in transit	_____
Total deposits in transit	
(Less) outstanding checks	_____
Total outstanding checks	
Add (Less) Other	_____
Total other	
Unreconciled difference	<u>0.00</u>
Ending GL Balance	<u>53,294.94</u>



Washington Association of
Conservation Districts

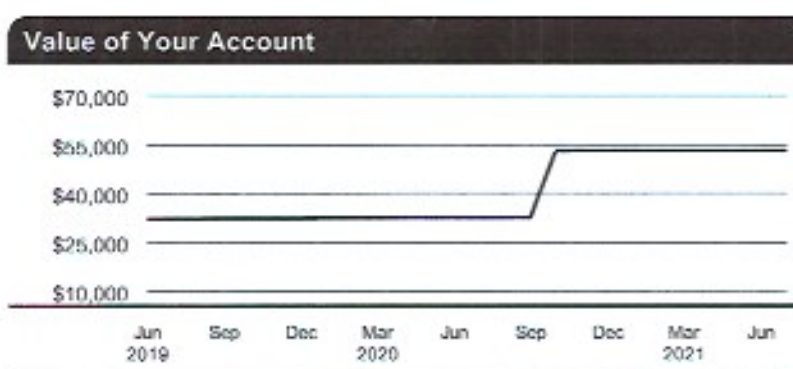
Make the Most of What You've Built

Even if you have life insurance, additional coverage may help you leave more to those you love. Call today to learn more. (Edward Jones is a licensed insurance producer in all states and Washington, D.C., through Edward D. Jones & Co. L.P. and in CA, NM and MA through Edward Jones Insurance Agency of CA, LLC; Edward Jones Insurance Agency of NM, LLC; and Edward Jones Insurance Agency of MA, LLC. CA Insurance License OC24309).

Corporate - Select

Portfolio Objective - Account: Preservation of Principal

Account Value	
\$53,294.94	
1 Month Ago	\$53,294.60
1 Year Ago	\$32,731.12
3 Years Ago	\$0.00
5 Years Ago	\$0.00



Value Summary		
	This Period	This Year
Beginning Value	\$53,294.60	\$53,292.45
Assets Added to Account	0.00	0.00
Assets Withdrawn from Account	0.00	0.00
Fees and Charges	0.00	0.00
Change in Value	0.34	2.49
Ending Value	\$53,294.94	

For more information regarding the Value Summary section, please visit www.edwardjones.com/mystatementguide.

Rate of Return					
Your Personal Rate of Return for Assets Held at Edward Jones	This Quarter	Year to Date	Last 12 Months	3 Years Annualized	5 Years Annualized
	0.00%	0.01%	0.02%	—	—



Rate of Return (continued)

Your Personal Rate of Return: Your Personal Rate of Return measures the investment performance of your account. It incorporates the timing of your additions and withdrawals and reflects commissions and fees paid. Reviewing Your Personal Rate of Return is important to help ensure you're on track to achieving your financial goals.

The performance of your investments is tracked since they have been held in the current account, but no earlier than Jan. 1, 2009. This also includes investments you owned during this time period but have since sold. Certain events, including a transfer of an investment between accounts, share class conversion, or change in an investment's identification code (CUSIP) caused by a corporate action, will impact the time frame over which the investment's rate of return is calculated.

Rate of Return information on account statements uses the dollar-weighted calculation. Time-weighted Rate of Return numbers for Advisory Solutions Fund and UMA accounts can be found on your Quarterly Performance Report through Online Account Access. If you are not an Online Access user, visit edwardjones.com/access to sign up.

Information used to calculate performance may have been obtained from third parties and Edward Jones cannot guarantee the accuracy of such information.

For the most current information, contact your financial advisor or visit edwardjones.com/performance.

Asset Details (as of Jul 30, 2021)

[additional details at www.edwardjones.com/access](http://www.edwardjones.com/access)

Assets Held At Edward Jones

				Balance
Cash				\$0.16
Mutual Funds	Price	Quantity	Value	Rate of Return*
AB Government Money Market A	1.00	53,294.78	53,294.78	0.56%
Total Account Value			\$53,294.94	

*Your Rate of Return for each individual asset above is as of July 30, 2021. Returns greater than 12 months are annualized.

Your Rate of Return in the Asset Details section above measures the investment performance of each of your individual assets. It incorporates the timing of your additions and withdrawals and reflects commissions and fees paid. Reviewing your Rate of Return is important to help ensure you're on track to achieving your financial goals.

The performance of your investments is tracked since they have been held in the current account, but no earlier than Jan. 1, 2009. Certain events, including a transfer of an investment between accounts, share class conversion, or change in an investment's identification code (CUSIP) caused by a corporate action, will impact the time frame over which the investment's rate of return is calculated.

Information used to calculate performance may have been obtained from third parties and Edward Jones cannot guarantee the accuracy of such information.

For the most current information, contact your financial advisor or visit www.edwardjones.com/performance



Investment and Other Activity by Date

Date	Description	Quantity	Amount
7/01	Dividend on AB Government Money Market A on 53,294.44 Shares at Daily Accrual Rate		\$0.34
7/01	Reinvestment into AB Government Money Market A @ 1.00	0.34	-0.34

Your Relationship and Mailing Group(s)

Relationship - You have asked us to combine the accounts listed below for planning purposes as we work with you to achieve your financial goals. This means that information about these accounts and your goals and objectives may be shared with and accessible by each owner and authorized party in the relationship, including through Edward Jones Online Access and Edward Jones reports.

Mailing Group - You have also asked us to combine certain information about the accounts listed below into the mailing group(s) below for delivery purposes. Information for accounts within the same mailing group may be included in one envelope and mailed to the mailing group address. We may still send certain information directly to the account owners, as we believe appropriate.

Account Number	Account Owner(s)	Account Type	Mailing Group Address
XXX-XX301-1-1	Washington Association of	Corporate Account Select	WASHINGTON ASSOCIATION OF CONSERVATION DISTRICTS 16564 BRADLEY ROAD BOW WA 98232-9719
XXX-XX866-1-1	Washington Association of	Corporate Account Advisory Solutions Fund Model	
XXX-XX970-1-9	Washington Association of	Corporate Account Select	
XXX-XX014-1-5	Washington Association of	Corporate Account Select	
XXX-XX747-1-9	Washington Association	Corporate Account Select	

For more information on this relationship or mailing group(s), please visit www.edwardjones.com/disclosures. If you wish to make changes to either the relationship(s) or mailing group(s), please contact your financial advisor.

WA. Assoc. of Conservation Districts
 Account Reconciliation
 As of Jul 31, 2021
 1010.30 - PMC Savings (Edward Jones)
 Bank Statement Date: July 31, 2021

Filter Criteria includes: Report is printed in Detail Format.

Beginning Gl. Balance	206,021.30
Add. Cash Receipts	
Less: Cash Disbursements	
Add (Less) Other	
Ending Gl. Balance	<u>206,021.30</u>
Ending Bank Balance	
Add back deposits in transit	
Total deposits in transit	
(Less) outstanding checks	
Total outstanding checks	
Add (Less) Other	
Total other	
Unreconciled difference	<u>206,021.30</u>
Ending Gl. Balance	<u>206,021.30</u>



Washington Association of
Conservation Districts

Rule No. 2: Understand Risk

Every investor is unique. But we believe certain "rules" hold true for any investing strategy. Rule No. 2? Understand risk. Your comfort with risk, investing time horizon and long-term goals all combine to determine the role of risk in your portfolio. For all 10 of our "Rules of the Road," visit edwardjones.com/rules.

Corporate - Select Portfolio Objective - Account: Preservation of Principal

Account Value	
\$206,021.30	
1 Month Ago	\$206,021.30
1 Year Ago	\$206,001.62
3 Years Ago	\$28,445.12
5 Years Ago	\$28,331.90

Value Summary		
	This Period	This Year
Beginning value	\$206,021.30	\$206,021.30
Assets added to account	0.00	0.00
Assets withdrawn from account	0.00	0.00
Fees and charges	0.00	0.00
Change in value	0.00	0.00
Ending Value	\$206,021.30	

For more information regarding the Value Summary section, please visit www.edwardjones.com/mystatementguide.

Asset Details (as of Jul 30, 2021)

[additional details at www.edwardjones.com/access](http://www.edwardjones.com/access)

Assets Held At Edward Jones

						Balance
Cash						\$42.57



Asset Details (continued)

Mutual Funds	Price	Quantity	Cost Basis	Unrealized Gain/Loss	Value
Federated Tr US Trsy Oblg Is	1.00	205,978.73	—	—	205,978.73
Total Account Value					\$206,021.30

Cost basis is the amount of your investment for tax purposes and is used to calculate gain or loss upon sale or other disposition of a security. It is not a measure of performance. The cost basis amounts on your statement should not be relied upon for tax preparation purposes. Cost basis information may be from outside sources and has not been verified for accuracy. Refer to your official tax documents for information about reporting cost basis. Consult a qualified tax advisor or an attorney regarding your situation. If you believe the cost basis information is inaccurate, contact Client Relations.

Your Relationship and Mailing Group(s)

Relationship - You have asked us to combine the accounts listed below for planning purposes as we work with you to achieve your financial goals. This means that information about these accounts and your goals and objectives may be shared with and accessible by each owner and authorized party in the relationship, including through Edward Jones Online Access and Edward Jones reports.

Mailing Group - You have also asked us to combine certain information about the accounts listed below into the mailing group(s) below for delivery purposes. Information for accounts within the same mailing group may be included in one envelope and mailed to the mailing group address. We may still send certain information directly to the account owners, as we believe appropriate.

Account Number	Account Owner(s)	Account Type	Mailing Group Address
XXX-XX301-1-4	Washington Association of	Corporate Account Select	WASHINGTON ASSOCIATION OF CONSERVATION DISTRICTS 16564 BRADLEY ROAD BOW WA 98232-9719
XXX-XX866-1-1	Washington Association of	Corporate Account Advisory Solutions Fund Model	
XXX-XX970-1-0	Washington Association of	Corporate Account Select	
XXX-XX014-1-5	Washington Association of	Corporate Account Select	
XXX-XX747-1-9	Washington Association	Corporate Account Select	

For more information on this relationship or mailing group(s), please visit www.edwardjones.com/disclosures. If you wish to make changes to either the relationship(s) or mailing group(s), please contact your financial advisor.

WA. Assoc. of Conservation Districts

Aged Payables

As of Jul 31, 2021

Filter Criteria includes: 1) Includes Drop Shipments. Report order is by ID. Report is printed in Detail Format.

Vendor ID	Vendor	Invoice/C	Date Due	0 - 30	31 - 60	61 - 90	Over 90 days	Amount Due
PR100	Productivity Plus Account	BUR-200	7/31/21	318.12				318.12
PR100	Productivity Plus Account			318.12				318.12
SE125	Sedro Woolley Auto Parts, Inc.	4967-357	8/25/21	8.13				8.13
		4967-357	8/25/21	10.83				10.83
SE125	Sedro Woolley Auto Parts, Inc.			18.96				18.96
SK150	Skagit Farmers Supply	6007084	7/31/21	976.77				976.77
SK150	Skagit Farmers Supply			976.77				976.77
Report Total				1,313.85				1,313.85

WA. Assoc. of Conservation Districts

Aged Receivables

As of Jul 31, 2021

Filter Criteria includes: 1) Includes Drop Shipments. Report order is by ID. Report is printed in Detail Format.

Customer Bill To Contact Telephone 1	Invoice/CM #	0 - 30	31 - 60	61 - 90	Over 90 days	Amount Due
Adams Conservation District Cara Hulce 509-659-1553	2021 Dues #1	3,488.89				3,488.89
Adams Conservation District		3,488.89				3,488.89
Asotin County Conservation District Megan Stewart 509-552-8117	2021 Dues #2	3,488.89				3,488.89
Asotin County Conservation District		3,488.89				3,488.89
Cascadia Conservation District Ryan Williams 509-436-1601	2021 Dues #4	3,488.89				3,488.89
Cascadia Conservation District		3,488.89				3,488.89
Central Klickitat Conservation Distri Loren Meagher 509-773-5823 ext 5	2021 Dues #5	3,488.89				3,488.89
Central Klickitat Conservation Distri		3,488.89				3,488.89
Clark Conservation District Zorah Oppenheimer 360-859-4784	2021 Dues #7	3,488.89				3,488.89
Clark Conservation District		3,488.89				3,488.89
Eastern Klickitat Conservation Distri Loren Meagher 509-773-5823 ext 5	2021 Dues #10	3,488.89				3,488.89
Eastern Klickitat Conservation Distri		3,488.89				3,488.89
Ferry Conservation District Dave Hedrick 509-775-3473 ext 105	2021 Dues #11	3,488.89				3,488.89
Ferry Conservation District		3,488.89				3,488.89
Foster Creek Conservation District Amanda Ward 509-888-6372	2021 Dues #12	3,488.89				3,488.89
Foster Creek Conservation District		3,488.89				3,488.89

WA. Assoc. of Conservation Districts

Aged Receivables

As of Jul 31, 2021

Filter Criteria includes: 1) Includes Drop Shipments. Report order is by ID. Report is printed in Detail Format.

Customer Bill To Contact Telephone 1	Invoice/CM #	0 - 30	31 - 60	61 - 90	Over 90 days	Amount Due
Grays Harbor Conservation District Mike Nordin 360-249-8532	2021 Dues #15	3,488.89				3,488.89
Grays Harbor Conservation District		3,488.89				3,488.89
Jefferson County Conservation Distri Joe Holtrop 360-385-4105	2021 Dues #16	3,488.89				3,488.89
Jefferson County Conservation Distri		3,488.89				3,488.89
King Conservation District Yuliy Makhovitskiy 425-282-1935	2021 Dues #17	3,488.89				3,488.89
King Conservation District		3,488.89				3,488.89
Lewis Conservation District Bob Amrine 360-996-4560	2021 Dues #20	3,488.89				3,488.89
Lewis Conservation District		3,488.89				3,488.89
North Yakima Conservation District Mike Tobin 509-454-5743 ex 8555	2021 Dues #23	3,488.89				3,488.89
North Yakima Conservation District		3,488.89				3,488.89
Pacific Conservation District Mike Nordin 360-875-6735	2021 Dues #25	3,488.89				3,488.89
Pacific Conservation District		3,488.89				3,488.89
Palouse Rock Lake Conservation Dis Andrew Wolfe 509-648-3680 ext 109	2021 Dues #27	3,488.89				3,488.89
Palouse Rock Lake Conservation Dis		3,488.89				3,488.89
Pend Oreille Conservation District Alex Case-Cohen 509-447-1155	2021 Dues #28	3,488.89				3,488.89
Pend Oreille Conservation District		3,488.89				3,488.89

WA. Assoc. of Conservation Districts
Aged Receivables
 As of Jul 31, 2021

Filter Criteria includes: 1) Includes Drop Shipments. Report order is by ID. Report is printed in Detail Format.

Customer Bill To Contact Telephone 1	Invoice/CM #	0 - 30	31 - 60	61 - 90	Over 90 days	Amount Due
Pine Creek Conservation District Raymond Brown 509-285-5122	2021 Dues #30	3,488.89				3,488.89
Pine Creek Conservation District		3,488.89				3,488.89
San Juan Islands Conservation Distri Paul Anderson 360-378-6621	2021 Dues #32	3,488.89				3,488.89
San Juan Islands Conservation Distri		3,488.89				3,488.89
South Douglas Conservation District Carol Cowling 509-745-9160	2021 Dues #35	3,488.89				3,488.89
South Douglas Conservation District		3,488.89				3,488.89
Thurston Conservation District Sarah Moorehead 360-754-3588 ext 136	2021 Dues #39	3,488.89				3,488.89
Thurston Conservation District		3,488.89				3,488.89
Walla Walla County CD Renee Hadley 509-965-3753	2021 Dues #42	3,488.89				3,488.89
Walla Walla County CD		3,488.89				3,488.89
Whatcom Conservation District George Boggs 360-526-2381	2021 Dues #43	3,488.89				3,488.89
Whatcom Conservation District		3,488.89				3,488.89
		76,755.58				76,755.58

WA. Assoc. of Conservation Districts
Aged Receivables
 As of Jul 31, 2021

Filter Criteria includes: 1) Includes Drop Shipments. Report order is by ID. Report is printed in Detail Format.

Customer	Customer Bill To Contact Telephone 1	Invoice/CM #	0 - 30	31 - 60	61 - 90	Over 90 days	Amount Due
A214	All Season Plants Rue Lindgren 360-909-5357	22-044-Deposit	8,460.00				8,460.00
A214	All Season Plants		8,460.00				8,460.00
A330	Andy Gasow 360-908-7806	22-064-Deposit	95.00				95.00
A330	Andy Gasow		95.00				95.00
B831	Buttonwood Farm (Lyubov Bofviva) Lyubov Bofviva 206-227-0674	22-054-Deposit	225.00				225.00
B831	Buttonwood Farm (Lyubov Bofviva)		225.00				225.00
C1310	Clallam Conservation District Meghan Adamire 360-775-3747 ext 1	22-028-Deposit	6,059.00				6,059.00
C1310	Clallam Conservation District		6,059.00				6,059.00
C1780	Cowlitz Farm Forestry (Sara Pursley) Sara Pursley 360-274-7297	22-033-Deposit	771.00				771.00
C1780	Cowlitz Farm Forestry (Sara Pursley)		771.00				771.00
C500	Champoeg Nursery, Inc Paul Stormo 503-678-6348	22-013-Deposit	6,285.00				6,285.00
C500	Champoeg Nursery, Inc		6,285.00				6,285.00
C740	City of Bellingham (Amy Brown) Amy Brown 360-778-7136	P Dogwood Credit	-73.00				-73.00
C740	City of Bellingham (Amy Brown)		-73.00				-73.00
D420	Dennis Feathers 360-961-6422	22-005-Deposit	159.71				159.71
D420	Dennis Feathers		159.71				159.71

WA. Assoc. of Conservation Districts

Aged Receivables

As of Jul 31, 2021

Filter Criteria includes: 1) Includes Drop Shipments. Report order is by ID. Report is printed in Detail Format.

Customer	Customer Bill To Contact Telephone 1	Invoice/CM #	0 - 30	31 - 60	61 - 90	Over 90 days	Amount Due
D460	Derby Canyon Natives Ted Alway 509-548-9404	22-069-Deposit	296.00				296.00
D460	Derby Canyon Natives		296.00				296.00
E340	Eric Bernand 206-200-4001	22-008-Deposit	209.00				209.00
E340	Eric Bernand		209.00				209.00
F060	Fir Run Nursery Mike Fenimore 253-229-7952	22-051-Deposit	7,370.00				7,370.00
F060	Fir Run Nursery		7,370.00				7,370.00
G114	GE Toledo Farm LP Nick Tennant 604-369-6731	22-025-Deposit	2,955.00				2,955.00
G114	GE Toledo Farm LP		2,955.00				2,955.00
G264	Grays Harbor CD (Charly Kearns) Charles Kearns 360-249-8532	22-017-Deposit	725.00				725.00
G264	Grays Harbor CD (Charly Kearns)		725.00				725.00
G300	Grays Harbor CD (Tom Kollasch) Tom Kollasch 360-589-1033	22-065-Deposit	279.00				279.00
G300	Grays Harbor CD (Tom Kollasch)		279.00				279.00
H270	High Mountain Nursery (Tom Glass) Tom Glass 435-731-0107	21-436-Final				3,874.00	3,874.00
H270	High Mountain Nursery (Tom Glass)					3,874.00	3,874.00
J250	Jefferson County CD (Sierra Young) Sierra Young 360-316-6498	22-020-Deposit	2,925.00				2,925.00
J250	Jefferson County CD (Sierra Young)		2,925.00				2,925.00

WA. Assoc. of Conservation Districts
Aged Receivables
 As of Jul 31, 2021

Filter Criteria includes: 1) Includes Drop Shipments. Report order is by ID. Report is printed in Detail Format.

Customer	Customer Bill To Contact Telephone 1	Invoice/CM #	0 - 30	31 - 60	61 - 90	Over 90 days	Amount Due
J298	Jerry Healy 360-908-1073	22-056-Deposit	292.95				292.95
J298	Jerry Healy		292.95				292.95
K250	King CD (Debbie Meisinger) Debbie Meisinger 425-282-1923	22-018-Deposit		2,368.00			2,368.00
K250	King CD (Debbie Meisinger)			2,368.00			2,368.00
K270	King CD (Marinn Carpenter) Marinn Carpenter 425-282-1897	22-016-Deposit	7,740.00				7,740.00
K270	King CD (Marinn Carpenter)		7,740.00				7,740.00
K380	King County Noxious Weeds (Dan S Dan Sorensen 206-263-5757	22-063-Deposit	1,317.00				1,317.00
K380	King County Noxious Weeds (Dan S		1,317.00				1,317.00
K470	Kinssies Landscaping John Kinssies 425-344-6609	22-015-Deposit	1,125.00				1,125.00
K470	Kinssies Landscaping		1,125.00				1,125.00
K510	Kitsap CD (Brian Stahl) Brian Stahl 360-204-5529 ext 112	22-019-Deposit	5,587.00				5,587.00
K510	Kitsap CD (Brian Stahl)		5,587.00				5,587.00
K900	Kyle Coffey Kyle Coffey 206-719-0282	22-067-Deposit	235.00				235.00
K900	Kyle Coffey		235.00				235.00
M194	Mater Gardeners (Jane Wentworth) 360-317-8697	22-048-Deposit	425.00				425.00

WA. Assoc. of Conservation Districts
Aged Receivables
 As of Jul 31, 2021

Filter Criteria includes: 1) Includes Drop Shipments. Report order is by ID. Report is printed in Detail Format.

Customer	Customer Bill To Contact Telephone 1	Invoice/CM #	0 - 30	31 - 60	61 - 90	Over 90 days	Amount Due
M194	Mater Gardeners (Jane Wentworth)		425.00				425.00
M310	Melvin Judd 253-691-4771	22-036-Deposit	219.00				219.00
M310	Melvin Judd		219.00				219.00
M740	Mtns to Sound Greenway (Dan Hintz) Dan Hintz 206-33-1589	22-037-Deposit	1,384.00				1,384.00
M740	Mtns to Sound Greenway (Dan Hintz)		1,384.00				1,384.00
M790	Murton Street LLC (Tom Kulman) Tom Kuhlman 360-263-3356	22-050-Deposit	55.00				55.00
M790	Murton Street LLC (Tom Kulman)		55.00				55.00
N050	Native Grounds Nursery Mike Nehls 541-954-0148	21-605-Final			743.90		743.90
N050	Native Grounds Nursery				743.90		743.90
N680	Northwest Nursery Sales Carl Buchanan 503-740-6876	22-031-Deposit	157.00				157.00
N680	Northwest Nursery Sales		157.00				157.00
O170	OSU Research Forests (Carli Morgan) Carli Morgan 541-974-2021 (cell)	22-009-Deposit	668.00				668.00
O170	OSU Research Forests (Carli Morgan)		668.00				668.00
P010	P&G Landscaping Cassie Malloy 425-485-6091	22-035-Deposit	648.00				648.00
P010	P&G Landscaping		648.00				648.00
P062	Pacific Forest Management (Simon)	22-034-Deposit	9,387.00				9,387.00

WA. Assoc. of Conservation Districts
Aged Receivables
 As of Jul 31, 2021

Filter Criteria includes: 1) Includes Drop Shipments. Report order is by ID. Report is printed in Detail Format.

Customer	Customer Bill To Contact Telephone 1	Invoice/CM #	0 - 30	31 - 60	61 - 90	Over 90 days	Amount Due
P062	Simon Podwika 360-374-8755 Pacific Forest Management (Simon)		9,387.00				9,387.00
P650	Pierce Conservation District (Chris Chris Madden 253-845-9770 ext 135)	22-030-Deposit	7,970.00				7,970.00
P650	Pierce Conservation District (Chris)		7,970.00				7,970.00
P790	Pineneedle Farms, Inc Paul Richardson 705-277-9333	22-057-Deposit	3,292.50				3,292.50
P790	Pineneedle Farms, Inc		3,292.50				3,292.50
R660	Ryanne Crowther 503-910-5796	22-068-Deposit	78.50				78.50
R660	Ryanne Crowther		78.50				78.50
S1040	Spokane CD (Ben Peterson) Ben Peterson 509-535-7274	22-001-Deposit	1,635.70				1,635.70
S1040	Spokane CD (Ben Peterson)		1,635.70				1,635.70
S1210	Stephanie Hanson Stephanie Hanson 253-448-5900	22-066-Deposit	615.00				615.00
S1210	Stephanie Hanson		615.00				615.00
S600	Skagit Conservation District Joe Holtcamp 360-428-4313	22-052-Deposit	1,605.00				1,605.00
S600	Skagit Conservation District		1,605.00				1,605.00
S740	Skagit River System Coop. (Brenda Brenda Clifton 360-770-5375)	22-026-Deposit 22-041-Deposit 22-042-Deposit 22-043-Deposit	106.00 500.00 605.00 450.00				106.00 500.00 605.00 450.00
S740	Skagit River System Coop. (Brenda)		1,661.00				1,661.00

WA. Assoc. of Conservation Districts
Aged Receivables
 As of Jul 31, 2021

Filter Criteria includes: 1) Includes Drop Shipments. Report order is by ID. Report is printed in Detail Format.

Customer	Customer Bill To Contact Telephone 1	Invoice/CM #	0 - 30	31 - 60	61 - 90	Over 90 days	Amount Due
S810	Snohomish CD (Elyssa Kerr) Elyssa Kerr 425-377-7009	22-021-Deposit	4,236.00				4,236.00
S810	Snohomish CD (Elyssa Kerr)		4,236.00				4,236.00
T600	TransAlta Centralia Mining Tammy Stout 360-330-8140	21-594-Final			2,615.00		2,615.00
T600	TransAlta Centralia Mining				2,615.00		2,615.00
W560	Wells Nursery, LLC (Roger Ragusa) Roger Ragusa 360-336-6544	22-022-Deposit	36.25				36.25
W560	Wells Nursery, LLC (Roger Ragusa)		36.25				36.25
W710	Whatcom Conservation District (Emi) Emily Hirsch 360-354-2035 ext 3	22-029-Deposit	1,735.00				1,735.00
W710	Whatcom Conservation District (Emi)		1,735.00				1,735.00
W910	Widener & Associates (Jordan Wide) Jordan Widener 425-418-7162	21-610-Final			456.55		456.55
W910	Widener & Associates (Jordan Wide)				456.55		456.55
Report Tota			88,845.61	2,368.00	3,815.45	3,874.00	98,903.06

SICK AND ANNUAL LEAVE - July 2021

SICK LEAVE

Name	Ending Balance 06/30/21	Accrued July	YTD Accrued	Taken July	YTD Taken	Sick Remaining
Ryan Baye	164	8	24	14	38	158
Jim Brown	982	8	19	54	73	936
Jacque Gautheir	8	8	0	0	0	16
John Knox	110	8	16	0	16	118
Lori Mclaughlin	181.5	8	23	5.5	27.5	184
Bill Mulder	362.5	8	24	28.5	52.5	342
Maria Rivera	12	8	52	16	68	4
Tom Salzer	102	8	12	0	12	110

ANNUAL LEAVE

Name	Ending Balance 06/30/21	Personnal Holiday	Accrued July	YTD Accrued	Taken July	YTD Taken	Vacation Remaining	Liability
Ryan Baye	240	0	12	60	50	62	202	\$ 5,524.70
Jim Brown	280	8	12	60	32	56	260	\$ 12,590.64
Jacque Gautheir	10	0	10	0	0	0	20	\$ 452.80
John Knox	100	8	8	40	16	16	92	\$ 2,870.00
Lori Mclaughlin	288	0	12	60	41	65	259	\$ 9,601.13
Bill Mulder	206	8	12	60	1	107	217	\$ 6,048.00
Maria Rivera	48	8	8	40	24	32	32	\$ 729.20
Tom Salzer	226	8	16	80	7	15	235	\$ 13,693.05

\$ 37,087.27

This is the amount that on the Statement of Financial Position (July)

WACD	\$ 19,217.75
PMC	\$ 17,869.52
	\$ 37,087.27