

**WACD Financial Report Comments
June 2021**

Statement of Financial Position - ASSETS

- Net Assets: Net Income July through June: \$399,425.06
 - Executive Net Income (as of 06/30/21) \$ 12,055.65
 - Unrealized Gains (Edward Jones as of 06/30/21) \$291,505.56
 - Funded from Reserve Accounts (06/30/21) -\$ 16,058.00
 - PMC Net Income (as of 06/30/21) \$ 23,800.07
 - \$311,303.28

- Current Assets – PMC: PMC assets (checking and savings) at Banner Bank are \$180,834.78 and PMC Savings at Edward Jones is \$206,021.30.

- Current Assets – Executive: Executive assets (checking and savings) at Wells Fargo are \$173,896.26.

- Aged Receivables for PMC: \$102,927.05

0 - 30 Days	\$ 2,368.00
31 - 60 Days	\$ 4,751.32
61 - 90 Days	\$ 95,098.23
Over 90 Days	\$ 709.50

- Aged Receivables for Executive: \$1,362.50 (contract with Commission)

- Prepaid Expenses – PMC: Per the recommendation from our accountant, we created a new Prepaid Expenses – this is for prepayment of our 2019 payment to the IRS. Larson Gross estimated what our 2019 income tax liability would be and recommended that it be paid quarterly to avoid penalties next year when we submit our 990T form.

- Long Term Investments: As of June 30th, the value of the Long-Term Investments was \$1,428,572.89 (up from \$1,326,844.92 in January).

Statement of Financial Position – LIABILITIES AND ASSETS

- Prepaid Expenses - Executive: This is a deposit for the 2021 annual meeting.

- Current Liabilities – PMC:
 - Unrecognized Tax Benefit Liability – Our previous accountant did not file the 990-T. Given that the statute of limitations does not begin until a 990-T is filed, then this liability will likely stay on the books in case the IRS decides to go back and audit us.

Executive Operations Profit and Loss:

- Revenue is at 99.32% and expenses are at 97.39% of the Fiscal Year 2020-21 budget. The Executive Operations has a Fiscal Year net income of \$12,055.65
- Annual Meeting – Net income for the annual meeting fell short by \$1,146.09

	Budgeted	Actual
Revenue	\$15,000.00	\$11,300.00
Expenses	\$ 5,000.00	\$ 2,446.09
Net Income	\$10,000.00	\$ 8,853.91

- Fiscal Year-to-Date Breakdown of Consulting Services:

Martin Flynn Public Affairs	\$ 18,000.00
Larson Gross	\$ 475.00
James L. Huckabay and Associates	\$ 550.00
TOTAL	\$ 19,025.00

- Insurance expense exceeded the budget due to an increase in the D&O Insurance.
- Bank / Credit Cards exceeded the budgeted amount due to bank charges for automatic payments.
- Payroll Taxes (FUTA and L&I) exceed the original budgeted amount due to payroll tax increases in January.

Plant Materials Center Profit and Loss

- Revenue is at 106.35% and expenses are at 104.40% of the Fiscal Year 2020-21 budget. The Plant Materials Center has a YTD fiscal year net income of \$23,800.07 - this number does not include unrealized gains/losses.
- Accounting Expenses – We have been working with our accountant to determine our correct filing with the IRS.
- Bank / Credit Cards Charges has exceeded the budgeted expense. This is due to more customers paying with credit cards.
- License and Memberships – The overage is due to two chemical license recertification as opposed to one license.
- Brokered Stock has exceeded the budgeted expense. This will be offset by an increase in revenue.

- Packaging Supplies have exceeded the budget. This is due to increase in packaging supplies and smaller orders being shipped.
- Cold Storage exceeded the budget due to the need for additional cold storage units due to many customers waiting to take delivery of their plants later than usual.
- Shipping Outbound exceed the budget but is offset by an increase in revenue.
- Property Tax exceed the budget due to property tax increases in Skagit County.
- Seasonal Labor is up from last year due to the 2020 increase in minimum wage. We will probably exceed the budget for seasonal labor due to increased wages to retain workers. If the contract labor expenses are added in the total cost of seasonal labor is comparable to last year.
- IRS Penalty – We received a letter from the IRS claiming that we had an unpaid balance on our 2019 990T that included \$1,210.00 in penalties and \$391.00 in interest charges. Jim spoke with the IRS and explained that we had filed an extension for the return and made advance payments on anticipated taxes in the amount of \$14,700 on 3/13/20 and \$4,900 on 6/15/20 for a total of \$19,600 which was shown on the CP161 letter. The person at the IRS informed us that payments needed to be made quarterly, but we made the payments according to the dates outlined by our accountants. Staff is working with Larson Gross and the IRS to clear up this issue. Payment was made so that additional fees would be occur. The PMC has started the process to get a Tax Advocate to look into this issue more as well as the full refund of taxes paid on the 2018 990T. A tax advocate has been assigned to the case and requested records which were sent. We are waiting to hear back.
- **Plant Sales: Budget Goal - \$1,100,900.00**

Fiscal Year Ending	Total	% Of Budget	# Of Orders
June 2021	\$ 1,160,682.28	106%	559
June 2020	\$ 1,127,415.07	102%	529

June 2021	Total	# Of Orders	% Of Sales
District	\$ 266,502.03	63	23%
Non-District Sales	\$ 894,180.23	496	77%

Washington Association of Conservation Districts
Statement of Financial Position
June 30, 2021

ASSETS

Current Assets - PMC

PMC Checking (Banner Bank)	\$ 131,021.02
PMC Savings (Banner Bank)	49,813.76
IRS Deposits (Edward Jones)	53,294.60
PMC Savings (Edward Jones)	206,021.30

Total PMC Current Assets 440,150.68

Current Assets - EXEC

WACD Checking (Wells Fargo)	50,522.44
WACD Savings (Wells Fargo)	123,373.82

Total EXEC Current Assets 173,896.26

Other Current Assets - PMC

Inventory Value (June 30 2020)	140,056.74
--------------------------------	------------

Total Other Current Assets 140,056.74

Aged Receivables - PMC

PMC Accounts Receivable	102,927.05
-------------------------	------------

Total PMC Aged Receivable 102,927.05

Prepaid Expenses - PMC

Prepaid Expenses (PMC) - 990T	12,000.00
-------------------------------	-----------

Total PMC Prepaid Expense 12,000.00

Accounts Receivables - EXEC

WACD Accounts Receivable	1,362.50
--------------------------	----------

Total WACD Accounts Receivable 1,362.50

Prepaid Expenses - EXEC

Prepaid Expenses (Exec)	1,500.00
-------------------------	----------

Total EXEC Prepaid Expense 1,500.00

Total Current Assets 871,893.23

Property and Equipment - PMC

Machinery (PMC)	402,278.52
Automobiles (PMC)	7,200.00
Computer Equipment (PMC)	4,438.95
Pole Building (PMC)	14,794.65
Lease Improvements (PMC)	40,100.12
Accum. Depreciation Machinery	(314,938.99)
Accum. Depreciation Auto	(7,209.12)
Accum. Depreciation Computers	(3,045.15)
Accum. Depreciation Buildings	(3,476.85)
Accum. Depreciation Lease Impr	(5,429.80)

Total Property and Equipment - PMC 134,712.33

Property and Equipment - EXEC

Automobiles (EXEC)	22,466.30
Accum. Depreciation - Auto	(22,466.30)

Total Property and Equipment - EXEC 0.00

Washington Association of Conservation Districts
Statement of Financial Position
June 30, 2021

Total Property and Equipment		134,712.33
<u>Long Term Investments - PMC</u>		
Long Term Invt (Edward Jones)	1,428,572.89	
Total Long Term Investments		1,428,572.89
Total Assets	\$	2,435,178.45

LIABILITIES AND NET ASSETS

<u>Current Liabilities - PMC</u>		
Accounts Payable (PMC)	\$ 2,835.05	
Accrued Vacation (PMC)	18,989.54	
Customer Deposit (Plants) 2022	5,451.74	
Due to IRS	46,385.00	
Federal Taxes (941 - Office)	2,997.23	
Federal Taxes (943 - Nursery)	2,891.94	
FUTA Taxes (Federal)	72.09	
SUTA Taxes (State)	640.43	
L&I Taxes	4,435.24	
WA Paid Family Leave	261.65	
Simple IRA	387.50	
Unrecognized Tax Benefit Liabi	73,000.00	
Total PMC Current Liabilities		158,347.41
<u>Current Liabilities - EXEC</u>		
SUTA Taxes (State)	256.08	
L&I Taxes	239.79	
Simple IRA	206.52	
WA Paid Family Leave	104.64	
Accrued Vacation (EXEC)	18,945.06	
Total WACD Current Liabilities		19,752.09
Total Current Liabilities		178,099.50
<u>Net Assets</u>		
<u>Unrestricted Net Assets</u>		
Unrestricted Net Assets	704,847.22	
Net Income*	311,303.28	
Total Unrestricted Net Assets		1,016,150.50
<u>Restricted Net Assets - EXEC</u>		
Leadership Development Funds	7,019.10	
Total WACD Restricted Net Assets		7,019.10
<u>Restricted Net Assets - PMC</u>		
Operations Reserve Account	470,921.00	
Executive Reserve Account	99,221.00	
Capital Reserve Account	455,974.85	
<u>Prior Year Inventory Adjustment - PMC</u>		
Prior Year Inventory	207,792.50	
Total PMC Restricted Net Assets		1,233,909.35

Washington Association of Conservation Districts
Statement of Financial Position
June 30, 2021

Total Liabilities & Net Assets	\$ <u><u>2,435,178.45</u></u>
--------------------------------	-------------------------------

*Net Income is the difference between the revenue and expenses
(YEAR TO DATE ACTUALS) as shown on the Income Statement
compared with Budget for Executive Operations and the Plant Materials Center

Exeuctive Operations
Profit and Loss
June 30, 2021

	Actuals for June 30, 2021	Year to Date Actual	Fiscal Year Budget	% of Budget
<u>Revenues</u>				
WACD - Annual Meeting	\$ 0.00	\$ 11,300.00	\$ 15,000.00	75.33
WACD - District Dues	0.00	175,000.05	175,000.00	100.00
WACD - Interest Income	1.01	12.34	75.00	16.45
WACD - Other Income	0.00	960.00	0.00	0.00
WACD - Executive Operations	0.00	75,000.00	75,000.00	100.00
WACD - WSCC Contract	2,175.00	65,550.00	65,000.00	100.85
	<hr/>	<hr/>	<hr/>	
Total Revenues	2,176.01	327,822.39	330,075.00	99.32
<u>Expenses</u>				
Bad Debt Expense	0.00	3,888.89	0.00	0.00
Communications	137.95	3,668.49	7,000.00	52.41
Education & Registrations	0.00	0.00	1,000.00	0.00
Insurance Expense	9.66	2,221.92	1,700.00	130.70
IT Support & Technology	530.07	5,325.15	5,000.00	106.50
Licenses & Memberships	0.00	775.00	775.00	100.00
Office Supplies	0.00	248.29	1,300.00	19.10
Bank / Credit Card Charges	27.00	531.62	450.00	118.14
Postage	11.00	77.43	300.00	25.81
Travel, Meals & Meetings	348.10	3,364.84	18,000.00	18.69
Office Rent	975.00	13,873.00	14,150.00	98.04
Automobile Expense	0.00	1,019.52	1,500.00	67.97
Automobile Insurance	466.77	899.20	450.00	199.82
Employee Medical Benefits	0.00	29,549.08	30,400.00	97.20
Wages (Staff)	17,595.98	179,667.32	179,766.00	99.95
Payroll Tax - FICA/Med.	1,345.61	13,744.25	12,450.00	110.40
Payroll Tax - FUTA	0.00	94.49	84.00	112.49
Payroll Tax - L&I	78.25	677.60	564.00	120.14
Payroll Tax - SUTA	135.55	910.91	800.00	113.86
Simple IRA (Retirement)	527.88	5,386.52	5,440.00	99.02
Printing	0.00	0.00	1,100.00	0.00
Lobbying Services	3,000.00	18,000.00	18,000.00	100.00
Consulting Services	0.00	19,025.00	19,000.00	100.13
Annual Meeting Expenses	0.00	2,446.09	5,000.00	48.92
Wages - Accrued Vacation	1,013.02	10,363.13	0.00	0.00
Depreciation Expense	0.00	9.00	0.00	0.00
	<hr/>	<hr/>	<hr/>	
Total Expenses	26,201.84	315,766.74	324,229.00	97.39
Net Income	\$ (24,025.83)	\$ 12,055.65	\$ 5,846.00	206.22
<u>Funded from Reserve Accounts</u>				
Executive (Pagefreezer)	\$ 0.00	\$ (779.00)	\$ 0.00	0.00
Leadership Dev. Funds (DEI)	0.00	(5,000.00)	0.00	0.00
	<hr/>	<hr/>	<hr/>	
Total Funded - Reserve Accounts	0.00	(5,779.00)	0.00	0.00

Executive Operations
Income Statement
For the Twelve Months Ending June 30, 2021

	Monthly Total June 2021	Monthly Total June 2020	Current FY 7/1/20 - 06/30/21	Previous FY 7/1/19 - 06/30/20
<u>Revenues</u>				
WACD - Annual Meeting	\$ 0.00	\$ 0.00	\$ 11,300.00	\$ 60,840.00
WACD - District Dues	0.00	0.00	175,000.05	177,360.00
WACD - Interest Income	1.01	2.77	12.34	74.72
WACD - Other Income	0.00	0.00	960.00	21.98
WACD - Executive Operations	0.00	0.00	75,000.00	75,000.00
WACD - NRCS Contract	0.00	11,700.43	0.00	11,700.43
WACD - WSCC Contract	2,175.00	4,409.22	65,550.00	65,000.00
	<hr/>	<hr/>	<hr/>	<hr/>
Total Revenues	2,176.01	16,112.42	327,822.39	389,997.13
	<hr/>	<hr/>	<hr/>	<hr/>
<u>Expenses</u>				
NRCS Meeting Expenses	0.00	0.00	0.00	7,385.57
Bad Debt Expense	0.00	0.00	3,888.89	2,640.00
Communications	137.95	317.66	3,668.49	6,135.76
Education & Registrations	0.00	0.00	0.00	50.00
Insurance Expense	9.66	9.66	2,221.92	1,502.92
IT Support & Technology	530.07	200.05	5,325.15	3,246.63
Licenses & Memberships	0.00	0.00	775.00	775.00
Office Supplies	0.00	24.12	248.29	1,093.29
Bank / Credit Card Charges	27.00	21.00	531.62	589.46
Postage	11.00	0.00	77.43	209.19
Travel, Meals & Meetings	348.10	1,314.19	3,364.84	37,956.25
Office Rent	975.00	1,179.00	13,873.00	12,969.00
Automobile Expense	0.00	0.00	1,019.52	0.00
Automobile Insurance	466.77	446.91	899.20	887.00
Employee Medical Benefits	0.00	2,469.06	29,549.08	23,779.46
Wages (Staff)	17,595.98	24,853.91	179,667.32	199,111.98
Payroll Tax - FICA/Med.	1,345.61	1,636.50	13,744.25	13,378.90
Payroll Tax - FUTA	0.00	10.50	94.49	94.49
Payroll Tax - L&I	78.25	87.99	677.60	429.45
Payroll Tax - SUTA	135.55	202.24	910.91	647.84
Simple IRA (Retirement)	527.88	641.75	5,386.52	4,198.27
Printing	0.00	0.00	0.00	1,082.80
Lobbying Services	3,000.00	3,000.00	18,000.00	18,000.00
Consulting Services	0.00	0.00	19,025.00	18,224.20
Annual Meeting Expenses	0.00	0.00	2,446.09	79,975.83
Wages - Accrued Vacation	1,013.02	946.88	10,363.13	(2,046.80)
Depreciation Expense	0.00	(9.00)	9.00	0.00
	<hr/>	<hr/>	<hr/>	<hr/>
Total Expenses	26,201.84	37,352.42	315,766.74	432,316.49
	<hr/>	<hr/>	<hr/>	<hr/>
Net Income	\$ (24,025.83)	\$ (21,240.00)	\$ 12,055.65	\$ (42,319.36)
	<hr/> <hr/>	<hr/> <hr/>	<hr/> <hr/>	<hr/> <hr/>

Plant Material Center
Profit and Loss
June 30, 2021

	Actuals for June 30, 2021	Year to Date Actual	Fiscal Year Budget	% of Budget
<u>Operating Revenues</u>				
Brokered Plants	\$ 0.00	\$ 99,292.25	\$ 60,000.00	165.49
Contract Growing	0.00	9,195.86	9,200.00	99.96
Plant Sales	0.00	1,050,219.23	1,025,000.00	102.46
Plug Sales	0.00	262.00	4,500.00	5.82
Interest Income	15.95	424.17	2,500.00	16.97
Restocking Fee	0.00	78.97	1,500.00	5.26
Other Income	6,315.16	8,400.37	750.00	1,120.05
Packaging/Storage Fee	0.00	615.00	700.00	87.86
Shipping Charges Reimbursed	0.00	53,618.79	45,000.00	119.15
Finance Income	0.00	34.56	0.00	0.00
	<hr/>	<hr/>	<hr/>	
Total Operating Revenues	6,331.11	1,222,141.20	1,149,150.00	106.35
	<hr/>	<hr/>	<hr/>	
<u>Edward Jones Investment Account</u>				
Unrealized Gain/Loss	10,842.79	291,505.56	0.00	0.00
	<hr/>	<hr/>	<hr/>	
Total Revenues	17,173.90	1,513,646.76	1,149,150.00	131.72
	<hr/>	<hr/>	<hr/>	
<u>Expenses</u>				
Accounting Expenses	100.00	4,675.00	2,100.00	222.62
Advertising	375.00	2,162.70	2,500.00	86.51
Bank / Credit Card Charges	530.57	9,097.87	6,000.00	151.63
Brokered Stock	0.00	71,501.15	45,000.00	158.89
Cleaning Supplies	0.00	586.45	1,500.00	39.10
Communications	111.72	1,389.20	1,300.00	106.86
Education & Registrations	0.00	55.00	1,500.00	3.67
Executive Operations	0.00	75,000.00	75,000.00	100.00
Farm and Nursery Supplies	2,178.18	7,552.43	9,500.00	79.50
Fuel	348.90	4,500.61	4,500.00	100.01
Insurance Expense	427.92	6,320.36	6,300.00	100.32
IT Support & Technology	70.00	3,371.14	3,000.00	112.37
Lease Payment	1.00	1.00	1.00	100.00
Licenses & Memberships	0.00	2,384.07	1,600.00	149.00
Office Supplies	247.43	2,269.01	2,000.00	113.45
Packaging Supplies	216.46	21,088.19	20,000.00	105.44
Postage	6.00	576.90	500.00	115.38
Property Tax	0.00	3,232.23	3,000.00	107.74
Repair & Maintenance - Bldg	0.00	340.14	2,000.00	17.01
Repair & Maintenance - Equip.	1,047.07	4,153.34	4,000.00	103.83
Taxes - B&O Tax	181.43	5,595.60	8,000.00	69.95
Travel. Meals and Meetings	0.00	227.14	2,000.00	11.36
Utilities	628.31	9,665.20	9,800.00	98.62
Management Fee (State of WA)	0.00	116.28	125.00	93.02
Investment Management Fees	1,535.29	16,788.70	15,000.00	111.92
Cold Storage	0.00	14,032.70	3,500.00	400.93
Shipping - Inbound	0.00	2,836.25	2,500.00	113.45
Shipping - Outbound	287.28	48,584.93	37,000.00	131.31
Chemicals	325.27	43,643.35	45,000.00	96.99
Fertilizer	4,894.00	11,656.47	10,000.00	116.56
Seeds	4,579.22	53,094.50	53,000.00	100.18
Federal Income Tax Expense	11,612.38	11,612.38	0.00	0.00
Transplants	0.00	29,456.00	33,500.00	87.93
Employee Medical Benefits	10,692.44	79,480.43	81,300.00	97.76
Wages - Staff	17,606.10	291,978.26	331,266.64	88.14
Wages - Staff Overtime	0.00	75.96	500.00	15.19
Wages - Seasonal Labor	15,501.48	252,379.08	230,000.00	109.73

For Management Purposes Only

Plant Material Center
Profit and Loss
June 30, 2021

	Actuals for June 30, 2021	Year to Date Actual	Fiscal Year Budget	% of Budget
Wages - Labor Contractor	0.00	1,491.71	10,000.00	14.92
Simple IRA (Retirement)	628.69	9,993.51	11,000.00	90.85
Payroll Tax - FICA/Medicare	2,533.25	41,649.68	46,000.00	90.54
Payroll Tax - FUTA	41.28	1,226.34	1,500.00	81.76
Payroll Tax - L&I	1,219.71	19,592.47	23,000.00	85.18
Payroll Tax - SUTA	300.87	2,647.41	2,500.00	105.90
Wages - Accrued Vacation	(1,922.36)	(7,452.16)	0.00	0.00
Depreciation Expense	3,011.82	36,141.84	0.00	0.00
IRS Penalty	0.00	1,570.31	0.00	0.00
	<hr/>	<hr/>	<hr/>	
Total Expenses	79,316.71	1,198,341.13	1,147,792.64	104.40
	<hr/>	<hr/>	<hr/>	
Net Income	\$ (62,142.81)	\$ 315,305.63	\$ 1,357.36	23,229.33
	<hr/> <hr/>	<hr/> <hr/>	<hr/> <hr/>	
<u>Funded from Reserve Accounts</u>				
Operations (Larson Gross)	\$ 0.00	\$ 9,500.00	\$ 0.00	0.00
Operations (Pagefreezer)	0.00	779.00	0.00	0.00
	<hr/>	<hr/>	<hr/>	
Total Funded - Reserve Accounts	0.00	(10,279.00)	0.00	0.00
	<hr/>	<hr/>	<hr/>	

Plant Materials Center
Income Statement
For the Twelve Months Ending June 30, 2021

	Monthly Total June 2021	Monthly Total June 2020	Current FY 7/1/20 - 06/30/21	Previous FY 7/1/19 - 06/30/20
Revenues				
Brokered Plants	\$ 0.00	\$ 0.00	\$ 99,292.25	\$ 77,835.01
Contract Growing	0.00	0.00	9,195.86	9,831.58
Plant Sales	0.00	(535.75)	1,050,219.23	1,025,984.55
Plug Sales	0.00	0.00	262.00	6,260.14
Interest Income	15.95	41.89	424.17	2,874.31
Restocking Fee	0.00	0.00	78.97	5,388.09
Other Income	6,315.16	477.73	8,400.37	2,972.66
Packaging/Storage Fee	0.00	0.00	615.00	1,260.00
Shipping Charges Reimbursed	0.00	0.00	53,618.79	54,254.83
Finance Income	0.00	6.18	34.56	479.43
Total Operating Revenues	<u>6,331.11</u>	<u>(9.95)</u>	<u>1,222,141.20</u>	<u>1,187,140.60</u>
Edward Jones Investment Account				
Unrealized Gain/Loss	10,842.79	4,951.43	291,505.56	25,292.54
Total Revenues	<u>17,173.90</u>	<u>4,941.48</u>	<u>1,513,646.76</u>	<u>1,212,433.14</u>
Expenses				
Accounting Expenses	100.00	100.00	4,675.00	2,000.00
Advertising	375.00	364.00	2,162.70	2,568.00
Bank / Credit Card Charges	530.57	1,315.07	9,097.87	7,831.96
Brokered Stock	0.00	0.00	71,501.15	54,937.54
Cleaning Supplies	0.00	42.80	586.45	1,244.85
Communications	111.72	107.77	1,389.20	1,313.06
Education & Registrations	0.00	0.00	55.00	695.00
Executive Operations	0.00	0.00	75,000.00	75,000.00
Farm and Nursery Supplies	2,178.18	466.29	7,552.43	8,800.93
Fuel	348.90	218.52	4,500.61	3,657.70
Insurance Expense	427.92	407.69	6,320.36	5,962.25
IT Support & Technology	70.00	1,095.83	3,371.14	3,387.27
Lease Payment	1.00	0.00	1.00	1.00
Licenses & Memberships	0.00	0.00	2,384.07	1,600.37
Office Supplies	247.43	(1,051.49)	2,269.01	910.81
Packaging Supplies	216.46	0.00	21,088.19	22,819.07
Postage	6.00	55.00	576.90	522.68
Tax Expense (990-T 2018)	0.00	0.00	0.00	20,313.00
Property Tax	0.00	0.00	3,232.23	2,958.92
Repair & Maintenance - Bldg	0.00	0.00	340.14	1,738.63
Repair & Maintenance - Equip.	1,047.07	468.57	4,153.34	3,787.12
Taxes - B&O Tax	181.43	124.48	5,595.60	6,469.56
Travel, Meals and Meetings	0.00	0.00	227.14	2,319.69
Utilities	628.31	572.85	9,665.20	9,552.70
Management Fee (State of WA)	0.00	0.00	116.28	104.53
Investment Management Fees	1,535.29	1,259.78	16,788.70	15,245.52
Cold Storage	0.00	0.00	14,032.70	3,338.68
Shipping - Inbound	0.00	0.00	2,836.25	2,752.05
Shipping - Outbound	287.28	0.00	48,584.93	46,705.92
Chemicals	325.27	948.77	43,643.35	44,226.86
Fertilizer	4,894.00	3,031.50	11,656.47	8,199.89
Seeds	4,579.22	2,262.95	53,094.50	51,884.80
Federal Income Tax Expense	11,612.38	11,831.00	11,612.38	11,831.00
Transplants	0.00	0.00	29,456.00	31,617.42
Inventory Adjustment	0.00	(21,866.89)	0.00	(21,866.89)
Employee Medical Benefits	10,692.44	6,605.67	79,480.43	72,418.20
Wages - Staff	17,606.10	15,947.74	291,978.26	297,674.75
Wages - Staff Overtime	0.00	0.00	75.96	350.10

For Management Purposes Only

Plant Materials Center
Income Statement
For the Twelve Months Ending June 30, 2021

	Monthly Total June 2021	Monthly Total June 2020	Current FY 7/1/20 - 06/30/21	Previous FY 7/1/19 - 06/30/20
Wages - Seasonal Labor	15,501.48	11,126.04	252,379.08	230,001.78
Wages - Labor Contractor	0.00	0.00	1,491.71	9,859.49
Simple IRA (Retirement)	628.69	646.89	9,993.51	9,302.81
Payroll Tax - FICA/Medicare	2,533.25	2,335.98	41,649.68	40,351.91
Payroll Tax - FUTA	41.28	(1.21)	1,226.34	1,250.70
Payroll Tax - L&I	1,219.71	1,071.84	19,592.47	17,468.04
Payroll Tax - SUTA	300.87	11.46	2,647.41	1,779.40
Wages - Accrued Vacation	(1,922.36)	(2,720.41)	(7,452.16)	(5,837.85)
Depreciation Expense	3,011.82	3,175.03	36,141.84	34,288.51
IRS Penalty	0.00	0.00	1,570.31	0.00
	<hr/>	<hr/>	<hr/>	<hr/>
Total Expenses	79,316.71	39,953.52	1,198,341.13	1,143,339.73
	<hr/>	<hr/>	<hr/>	<hr/>
Net Income	\$ (62,142.81)	\$ (35,012.04)	\$ 315,305.63	\$ 69,093.41
	<hr/> <hr/>	<hr/> <hr/>	<hr/> <hr/>	<hr/> <hr/>

WA. Assoc. of Conservation Districts
Account Reconciliation
 As of Jun 30, 2021
 1082 - WACD Checking (Wells Fargo)
 Bank Statement Date: June 30, 2021

Filter Criteria includes: Report is printed in Detail Format.

Beginning GL Balance		73,402.61
Add: Cash Receipts		4,925.00
Less: Cash Disbursements		(26,952.09)
Add (Less) Other		(853.08)
Ending GL Balance		<u>50,522.44</u>
Ending Bank Balance		50,522.44
Add back deposits in transit		
Total deposits in transit		
(Less) outstanding checks		
Total outstanding checks		
Add (Less) Other		
Total other		
Unreconciled difference		<u>0.00</u>
Ending GL Balance		<u><u>50,522.44</u></u>

Wells Fargo Business Choice Checking

June 30, 2021 ■ Page 1 of 4

WELLS
FARGO

WA ASSOC. OF CONSERVATION DISTRICTS
16564 BRADLEY RD
BOW WA 98232-9719

Questions?

Available by phone 24 hours a day, 7 days a week:
We accept all relay calls, including 711

1-800-CALL-WELLS (1-800-225-5935)

En español: 1-877-337-7454

Online: wellsfargo.com/biz

Write: Wells Fargo Bank, N.A. (120)
P.O. Box 6995
Portland, OR 97228-6995

Your Business and Wells Fargo

Visit wellsfargoworks.com to explore videos, articles, infographics, interactive tools, and other resources on the topics of business growth, credit, cash flow management, business planning, technology, marketing, and more.

Account options

A check mark in the box indicates you have these convenient services with your account(s). Go to wellsfargo.com/biz or call the number above if you have questions or if you would like to add new services.

Business Online Banking	<input checked="" type="checkbox"/>
Online Statements	<input checked="" type="checkbox"/>
Business Bill Pay	<input checked="" type="checkbox"/>
Business Spending Report	<input checked="" type="checkbox"/>
Overdraft Protection	<input checked="" type="checkbox"/>



IMPORTANT ACCOUNT INFORMATION

The following dedicated text telephone/telecommunication device for the deaf (TTY/TDD) lines are being retired on March 5, 2021: 800-877-4833, 800-419-2265 and 800-600-4833. We accept relay-assisted calls, including calls from the 711 service, when customers call any Wells Fargo customer service toll-free phone number. Wells Fargo will continue to provide excellent service to our deaf or hard of hearing customers and customers with speech disorders.

Statement period activity summary

Beginning balance on 6/1	\$78,402.61
Deposits/Credits	4,925.00
Withdrawals/Debits	- 32,805.17
Ending balance on 6/30	\$50,522.44

Account number:

WA ASSOC. OF CONSERVATION DISTRICTS


Washington account terms and conditions apply

For Direct Deposit use

Routing Number (RTN): 125008547

For Wire Transfers use

Routing Number (RTN): 121000248



Overdraft Protection

Your account is linked to the following for Overdraft Protection:

- Savings

Transaction history

Date	Check Number	Description	Deposits/ Credits	Withdrawals/ Debits	Ending daily balance
6/1		Edward Jones Investment 052821 18838P883864211 Washington Association		413.04	77,989.57
6/2		WF Direct Pay-Payment- Wacd Rent-Tran ID Dp01599646		975.00	77,014.57
6/3		WF Direct Pay-Payment- Invoice 060886-Tran ID Dp01725118		3,000.00	
6/3		WF Direct Pay-Payment- Wsu Energy Program 21-0376-Tran ID Dp01725120		142.00	73,872.57
6/7	8718	Check		2,500.00	71,372.57
6/8		Direct Pay Individual Pymt Trans		2.00	
6/8		Direct Pay Monthly Base		10.00	
6/8		Direct Pay Nonwf Bus Pymt Trans		15.00	71,345.57
6/14		WF Direct Pay-Payment- June 15th Payroll-Tran ID Dp02375444		5,364.30	
6/14	8719	Check		2,500.00	63,481.27
6/18		Deposit	4,112.50		67,593.77
6/21		Deposit	812.50		68,406.27
6/22		Edward Jones Investment 062121 18838P883864211 Washington Association		413.04	67,993.23
6/29		WF Direct Pay-Payment- Lewis CD Board Meeting-Tran ID Dp03346386		35.06	
6/29		WF Direct Pay-Payment- June Travel-Tran ID Dp03346388		313.04	
6/29		WF Direct Pay-Payment- June 30, 2021 Payroll-Tran ID Dp03346392		5,361.83	
6/29		WF Direct Pay-Payment- June Reimbursement-Tran ID Dp03346390		11,294.09	
6/29	8720	Check		466.77	50,522.44
Ending balance on 6/30					50,522.44
Totals			\$4,925.00	\$32,805.17	

The Ending Daily Balance does not reflect any pending withdrawals or holds on deposited funds that may have been outstanding on your account when your transactions posted. If you had insufficient available funds when a transaction posted, fees may have been assessed.

Summary of checks written (checks listed are also displayed in the preceding Transaction history)


Number	Date	Amount	Number	Date	Amount	Number	Date	Amount
8718	6/7	2,500.00	8719	6/14	2,500.00	8720	6/29	466.77

Monthly service fee summary

For a complete list of fees and detailed account information, see the disclosures applicable to your account or talk to a banker. Go to wellsfargo.com/feefaq for a link to these documents, and answers to common monthly service fee questions.

Fee period 06/01/2021 - 06/30/2021	Standard monthly service fee \$14.00	You paid \$0.00
How to avoid the monthly service fee	Minimum required	This fee period
Have any ONE of the following account requirements		
· Average ledger balance	\$1,000.00	\$68,402.00 <input checked="" type="checkbox"/>
· Minimum daily balance	\$500.00	\$50,522.44 <input checked="" type="checkbox"/>

wx/wx



Account transaction fees summary

<i>Service charge description</i>	<i>Units used</i>	<i>Units included</i>	<i>Excess units</i>	<i>Service charge per excess units (\$)</i>	<i>Total service charge (\$)</i>
Cash Deposited (\$)	0	7,500	0	0.0030	0.00
Transactions	15	200	0	0.50	0.00
Total service charges					\$0.00

Other Wells Fargo Benefits

Our National Business Banking Center customer service number 1-800-CALL-WELLS (1-800-225-5935) hours of operation have temporarily changed to 7:00 a.m. to 11:00 p.m. Eastern Time, Monday through Saturday and Sunday 9:00 a.m. to 10:00 p.m. Eastern Time. Access to our automated banking system, the ability to report a fraud claim on your business credit or debit card, and access to report a lost or stolen business card will continue to be available 24 hours a day, 7 days per week. Thank you for banking with Wells Fargo. We appreciate your business.



IMPORTANT ACCOUNT INFORMATION

Effective September 1, 2021, the non-Wells Fargo ATM balance inquiry fee will increase from \$2.00 to \$2.50, and the non-Wells Fargo ATM transfer fee will increase from \$2.00 to \$2.50. To avoid these fees, monitor your balances and transfer money by accessing Wells Fargo ATMs, calling the number on the back of your card, and using Wells Fargo Online® or the Wells Fargo Mobile® app. Availability may be affected by your mobile carrier's coverage area. Your mobile carrier's message and data rates may apply. These fees may not be applicable to all customers and may vary depending on the type of Account you have. For more details, refer to the applicable Wells Fargo Fee and Information Schedule for your Account.

Effective May 28, 2021, the following fees were eliminated and there is no longer a charge for these services: audit confirmation, credit inquiry, coin deposited per bag, and document copy. Thank you for banking with Wells Fargo. We appreciate your business.

WA. Assoc. of Conservation Districts
Account Reconciliation
As of Jun 30, 2021
1086 - WACD Savings (Wells Fargo)
Bank Statement Date: June 30, 2021

Filter Criteria includes: Report is printed in Detail Format.

Beginning GL Balance	123,372.81
Add: Cash Receipts	
Less: Cash Disbursements	
Add (Less) Other	<u>1.01</u>
Ending GL Balance	<u>123,373.82</u>
Ending Bank Balance	123,373.82
Add back deposits in transit	<u> </u>
Total deposits in transit	
(Less) outstanding checks	<u> </u>
Total outstanding checks	
Add (Less) Other	<u> </u>
Total other	
Unreconciled difference	<u>0.00</u>
Ending GL Balance	<u>123,373.82</u>

Business High Yield Savings

June 30, 2021 ■ Page 1 of 4



WA ASSOC. OF CONSERVATION DISTRICTS
16564 BRADLEY RD
BOW WA 98232-9719

Questions?

Available by phone 24 hours a day, 7 days a week:

We accept all relay calls, including 711

1-800-CALL-WELLS (1-800-225-5935)

En español: 1-877-337-7454

Online: wellsfargo.com/biz

Write: Wells Fargo Bank, N.A. (120)
P.O. Box 6995
Portland, OR 97228-6995

Your Business and Wells Fargo

Visit wellsfargoworks.com to explore videos, articles, infographics, interactive tools, and other resources on the topics of business growth, credit, cash flow management, business planning, technology, marketing, and more.



IMPORTANT ACCOUNT INFORMATION

The following dedicated text telephone/telecommunication device for the deaf (TTY/TDD) lines are being retired on March 5, 2021: 800-877-4833, 800-419-2265 and 800-600-4833. We accept relay-assisted calls, including calls from the 711 service, when customers call any Wells Fargo customer service toll-free phone number. Wells Fargo will continue to provide excellent service to our deaf or hard of hearing customers and customers with speech disorders.

Statement period activity summary

Beginning balance on 6/1	\$123,372.81
Deposits/Credits	1.01
Withdrawals/Debits	- 0.00
Ending balance on 6/30	\$123,373.82

Account number:

WA ASSOC. OF CONSERVATION DISTRICTS

Washington account terms and conditions apply

For Direct Deposit use


Routing Number (RTN): 125008547

For Wire Transfers use

Routing Number (RTN): 121000248

Interest summary

Interest paid this statement	\$1.01
Average collected balance	\$123,372.81
Annual percentage yield earned	0.01%
Interest earned this statement period	\$1.01
Interest paid this year	\$6.12



Transaction history

Date	Description	Deposits/ Credits	Withdrawals/ Debits	Ending daily balance
6/30	Interest Payment	1.01		123,373.82
Ending balance on 6/30				123,373.82
Totals		\$1.01	\$0.00	

The Ending Daily Balance does not reflect any pending withdrawals or holds on deposited funds that may have been outstanding on your account when your transactions posted. If you had insufficient available funds when a transaction posted, fees may have been assessed.

Monthly service fee summary

For a complete list of fees and detailed account information, see the disclosures applicable to your account or talk to a banker. Go to wellsfargo.com/feefaq for a link to these documents, and answers to common monthly service fee questions.

Fee period 06/01/2021 - 06/30/2021	Standard monthly service fee \$10.00	You paid \$0.00
How to avoid the monthly service fee	Minimum required	This fee period
Have any ONE of the following account requirements		
· Minimum daily balance	\$8,000.00	\$123,372.81 <input checked="" type="checkbox"/>
YP/YP		

Account transaction fees summary

Service charge description	Units used	Units included	Excess units	Service charge per excess units (\$)	Total service charge (\$)
Deposited Items	0	20	0	0.50	0.00
Cash Deposited (\$)	0	5,000	0	0.0030	0.00
Total service charges					\$0.00

Other Wells Fargo Benefits

Our National Business Banking Center customer service number 1-800-CALL-WELLS (1-800-225-5935) hours of operation have temporarily changed to 7:00 a.m. to 11:00 p.m. Eastern Time, Monday through Saturday and Sunday 9:00 a.m. to 10:00 p.m. Eastern Time. Access to our automated banking system, the ability to report a fraud claim on your business credit or debit card, and access to report a lost or stolen business card will continue to be available 24 hours a day, 7 days per week. Thank you for banking with Wells Fargo. We appreciate your business.



IMPORTANT ACCOUNT INFORMATION

Effective September 1, 2021, the non-Wells Fargo ATM balance inquiry fee will increase from \$2.00 to \$2.50, and the non-Wells Fargo ATM transfer fee will increase from \$2.00 to \$2.50. To avoid these fees, monitor your balances and transfer money by accessing Wells Fargo ATMs, calling the number on the back of your card, and using Wells Fargo Online® or the Wells Fargo Mobile® app. Availability may be affected by your mobile carrier's coverage area. Your mobile carrier's message and data rates may apply. These fees may not be

WA. Assoc. of Conservation Districts
Account Reconciliation
 As of Jun 30, 2021
 1000 - PMC Checking (Banner Bank)
 Bank Statement Date: June 30, 2021

Filter Criteria includes: Report is printed in Detail Format.

Beginning GL Balance		168,853.38
Add: Cash Receipts		46,335.77
Less: Cash Disbursements		(67,412.68)
Add (Less) Other		(16,755.45)
Ending GL Balance		131,021.02
Ending Bank Balance		159,413.35
Add back deposits in transit		
Total deposits in transit		
(Less) outstanding checks		
	May 10, 2021	26620 (25.93)
	Jun 15, 2021	26676 (1,242.00)
	Jun 23, 2021	26696 (1.00)
	Jun 23, 2021	26697 (56.95)
	Jun 28, 2021	26698 (410.00)
	Jun 28, 2021	26699 (46.17)
	Jun 28, 2021	26700 (156.91)
	Jun 29, 2021	26701 (596.06)
	Jun 30, 2021	26702 (2,208.28)
	Jun 30, 2021	26703 (1,519.48)
	Jun 29, 2021	26704 (250.00)
	Jun 30, 2021	26705 (3,101.00)
	Jun 30, 2021	26706 (1,601.02)
	Jun 30, 2021	26707 (1,766.81)
	Jun 30, 2021	26709 (819.12)
	Jun 30, 2021	26712 (845.05)
	Jun 30, 2021	26713 (555.52)
	Jun 30, 2021	26714 (36.18)
	Jun 30, 2021	26715 (11,612.38)
Total outstanding checks		(26,849.86)
Add (Less) Other		
	Jun 2, 2021	EFTPS - May 28 (1,542.47)
Total other		(1,542.47)
Unreconciled difference		0.00
Ending GL Balance		131,021.02



10 South First Avenue
P.O. Box 907
Walla Walla, WA 99362-0265
bannerbank.com

Statement of Account

Statement Date	06/30/21
Page	1 of 3
Account Number	XXXXXXXXXXXX5697

(509) 527-3636 | (800) 272-9933 Toll-Free

Washington Assoc Of Conservation Dist
16564 Bradley Rd
Bow WA 98232-9702



SUMMARY OF ACCOUNTS

Complete Business Int Checking	XXXXXXXXXXXX5697	\$159,413.35	Earn rewards for travel, merchandise, gift cards and more with Banner's contactless credit cards. We offer a great fixed rate and security on cards for you or your business. That's just a hint of the options available. Applying is easy, so ask for yours today.
--------------------------------	------------------	--------------	--

CHECKING ACCOUNT

XXXXXXXXXXXX5697

Complete Business Int Checking

Account Title: Washington Assoc Of Conservation Dist		Statement Dates	6/01/21 thru 6/30/21
Account Number	XXXXXXXXXXXX5697	Days in the statement period	30
Previous Balance	181,303.25	Average Ledger	160,770.85
13 Deposits/Credits	46,861.78	Average Collected	159,693.59
9 Debits	15,226.11	Interest Earned	13.12
46 Checks	53,538.70	Annual Percentage Yield Earned	0.10%
Service Charge	.00	2021 Interest Paid	70.95
Interest Paid	13.13		
Current Balance	159,413.35		

Deposits and Additions

Date	Description	Amount
6/01	BANKCARD MERCH DEP CCD 948907957098888 1246825337	60.36
6/01	BANKCARD MERCH DEP CCD 948907957098888 1246825337	526.01
6/03	Deposit	602.92
6/07	Deposit	8,521.98
6/17	BANKCARD MERCH DEP CCD 948907957098888 1246825337	339.94



10 South First Avenue
P.O. Box 907
Walla Walla, WA 99362-0265
bannerbank.com

Statement of Account

Statement Date	06/30/21
Page	2 of 3
Account Number	XXXXXXXXXXXX5697

(509) 527-3636 | (800) 272-9933 Toll-Free

6/18	Deposit		2,507.52
6/18	BANKCARD	MERCH DEP CCD 948907957098888 1246825337	64.91
6/21	Deposit		7,761.18
6/24	Deposit		14,150.71
6/24	BANKCARD	MERCH DEP CCD 948907957098888 1246825337	941.26
6/29	BANKCARD	MERCH DEP CCD 948907957098888 1246825337	65.45
6/30	BANKCARD	MERCH DEP CCD 948907957098888 1246825337	25.45
6/30	WA ASSOC. OF CON	DEPOSIT CCD DP03381276 BIZEDP	11,294.09
6/30	Interest Deposit		13.13

Withdrawals and Deductions

Date	Description	Amount
6/01	EDWARD JONES INVESTMENT PPD 4496699001	-720.44
6/02	BANKCARD MERCH FEES CCD 948907957098888 1246825337	-530.57
6/02	IRS USATAXPYMT CCD 270155391388704 3387702000	-943.00
6/02	IRS USATAXPYMT CCD 270155310334346 3387702000	-2,483.72
6/11	IRS USATAXPYMT CCD 270156273655769 3387702000	-3,000.00
6/17	IRS USATAXPYMT CCD 270156883467565 3387702000	-2,789.00
6/17	IRS USATAXPYMT CCD 270156865998121 3387702000	-2,990.39
6/22	EDWARD JONES INVESTMENT PPD 4496699001	-766.62
6/25	WA DEPT REVENUE TAX PYMT CCD 6756462 9916001118	-1,002.37

Checks In Number Order

Date	Check No	Amount	Date	Check No	Amount
6/21	26592	102.26	6/23	26674	208.32
6/03	26647*	182.70	6/28	26675	200.00
6/02	26648	675.00	6/17	26677*	463.78
6/02	26649	21.85	6/24	26678	2,000.00
6/03	26650	3,022.40	6/21	26679	71.71
6/04	26652*	210.77	6/23	26680	3,095.80
6/02	26653	3,101.98	6/16	26681	1,160.26
6/02	26654	1,552.88	6/18	26682	1,550.28
6/01	26655	2,019.51	6/21	26683	2,046.08
6/01	26656	1,772.01	6/15	26684	1,083.22
6/07	26658*	73.00	6/15	26686*	893.22
6/07	26662*	215.59	6/16	26687	934.30
6/11	26663	39.46	6/15	26688	893.22
6/04	26664	58.57	6/25	26689	858.25
6/15	26665	4,894.00	6/17	26690	870.99
6/10	26666	70.00	6/18	26691	1,784.37
6/07	26667	46.17	6/24	26692	10,545.47
6/11	26668	36.01	6/24	26693	146.97
6/14	26669	100.00	6/28	26694	148.76
6/14	26670	1,877.25	6/30	26695	227.87
6/14	26671	437.58	6/30	26708*	1,069.57
6/16	26672	973.42	6/30	26710*	881.92
6/15	26673	40.01	6/30	26711	881.92

*Denotes missing check numbers.



10 South First Avenue
 P.O. Box 907
 Walla Walla, WA 99362-0265
 bannerbank.com

Statement of Account

Statement Date	06/30/21
Page	3 of 3
Account Number	XXXXXXXXXXXX5697

(509) 527-3636 | (800) 272-9933 Toll-Free

Daily Balance Summary

<u>Date</u>	<u>Balance</u>	<u>Date</u>	<u>Balance</u>	<u>Date</u>	<u>Balance</u>
06/01	177,377.66	06/14	167,824.06	06/23	150,886.36
06/02	168,068.66	06/15	160,020.39	06/24	153,285.89
06/03	165,466.48	06/16	156,952.41	06/25	151,425.27
06/04	165,197.14	06/17	150,178.19	06/28	151,076.51
06/07	173,384.36	06/18	149,415.97	06/29	151,141.96
06/10	173,314.36	06/21	154,957.10	06/30	159,413.35
06/11	170,238.89	06/22	154,190.48		

Interest Rate Summary

<u>Date</u>	<u>Rate</u>
5/31	0.100000%

***** END OF STATEMENT *****

WA. Assoc. of Conservation Districts
Account Reconciliation
As of Jun 30, 2021
1010 - PMC Savings (Banner Bank)
Bank Statement Date: June 30, 2021

Filter Criteria includes: Report is printed in Detail Format.

Beginning GL Balance	49,811.28
Add: Cash Receipts	
Less: Cash Disbursements	
Add (Less) Other	2.48
Ending GL Balance	49,813.76
Ending Bank Balance	49,813.76
Add back deposits in transit	
Total deposits in transit	
(Less) outstanding checks	
Total outstanding checks	
Add (Less) Other	
Total other	
Unreconciled difference	0.00
Ending GL Balance	49,813.76



10 South First Avenue
 P.O. Box 907
 Walla Walla, WA 99362-0265
 bannerbank.com

Statement of Account

Statement Date	06/30/21
Page	1 of 1
Account Number	XXXXXXXXXXXX4588

(509) 527-3636 | (800) 272-9933 Toll-Free

Washington Assoc Of Conservation Dist
 16564 Bradley Rd
 Bow WA 98232-9702



**Now earn rewards
 without touching
 a keypad.**

SUMMARY OF ACCOUNTS

Business Savings	XXXXXXXXXXXX4588	\$49,813.76	Earn rewards for travel, merchandise, gift cards and more with Banner's contactless credit cards. We offer a great fixed rate and security on cards for you or your business. That's just a hint of the options available. Applying is easy, so ask for yours today.
------------------	------------------	-------------	--

SAVINGS ACCOUNT

XXXXXXXXXXXX4588

Business Savings

Account Title: Washington Assoc Of Conservation Dist		Statement Dates	4/01/21 thru 6/30/21
Account Number	XXXXXXXXXXXX4588	Days in the statement period	91
Previous Balance	\$49,811.28	Average Ledger	\$49,811.28
Deposits/Credits	\$0.00	Average Collected	\$49,811.28
Checks/Debits	\$0.00	Interest Earned	\$2.48
Service Charge	\$0.00	Annual Percentage Yield Earned	0.02%
Interest Paid	\$2.48	2021 Interest Paid	\$6.60
Current Balance	\$49,813.76		

Deposits and Additions

Date	Description	Amount
6/30	Interest Deposit	2.48

* * * * * END OF STATEMENT * * * * *



WASHINGTON ASSOCIATION OF
CONSERVATION DISTRICTS
16564 BRADLEY ROAD
BOW WA 98232-9719

Get Our Latest Commentary

Access our investment strategists' latest thinking on the markets and economy at edwardjones.com/guidance. And with information on thousands of companies and reports on a wide range of investing topics, your financial advisor can help you determine what actions, if any, may be appropriate for you. Contact your financial advisor for more information.

Rule No. 1: Develop Your Strategy

We know every investor is unique. But we also believe certain "Rules of the Road" apply to any investing journey. Rule No. 1? Develop a strategy: You can't get to a destination without a map. For our complete list of investing guidelines, visit edwardjones.com/rules.

Portfolio Summary

Total Portfolio Value	
\$1,687,888.79	
1 Month Ago	\$1,678,580.95
1 Year Ago	\$1,392,575.21
3 Years Ago	\$1,061,489.59
5 Years Ago	\$751,321.30

Overview of Accounts				
Accounts	Account Holder	Account Number	Value 1 Year Ago	Current Value
Corporate Account Select	Washington Association of	{	\$205,990.69	\$206,021.30
Corporate Account Advisory Solutions Fund Model	Washington Association of	{	\$1,153,856.03	\$1,428,572.89
Corporate Account Select	Washington Association of		\$32,728.49	\$53,294.60
Total Accounts			\$1,392,575.21	\$1,687,888.79

Although account information is provided on this page, it does not guarantee an actual statement was produced. Refer to your account statement for the exact registration and more specific details regarding each account.

Important disclosures; such as Statement of Financial Condition, Conditions that Govern Your Account, Account Safety, Errors, Complaints, Withholding, Free Credit Balance, Fair Market Value or Terminology; relating to your account(s) are available on the last page of this package or at www.edwardjones.com/statementdisclosures.

WA. Assoc. of Conservation Districts
Account Reconciliation
As of Jun 30, 2021
1022 - Long Term Invt (Edward Jones)
Bank Statement Date: June 30, 2021

Filter Criteria includes: Report is printed in Detail Format.

Beginning GL Balance	1,419,265.39
Add: Cash Receipts	
Less: Cash Disbursements	
Add (Less) Other	<u>9,307.50</u>
Ending GL Balance	<u>1,428,572.89</u>
Ending Bank Balance	1,428,572.89
Add back deposits in transit	<u> </u>
Total deposits in transit	
(Less) outstanding checks	<u> </u>
Total outstanding checks	
Add (Less) Other	<u> </u>
Total other	
Unreconciled difference	<u>0.00</u>
Ending GL Balance	<u>1,428,572.89</u>



Washington Association of
Conservation Districts

Need a Timeout?

Emotions can be a barrier to investment success. In these situations, it's important to take a timeout and remember why you're investing. A short-term market decline doesn't change your long-term goals. For more information, ask your financial advisor for a copy of our "Taking a Timeout" strategy report.

Corporate - Advisory Solutions Fund Model

Portfolio Objective - Account: Balanced Growth and Income

For more information about the Advisory Solutions program go to www.edwardjones.com/advisorybrochures.

Account Value	
\$1,428,572.89	
1 Month Ago	\$1,419,265.39
1 Year Ago	\$1,153,856.03
3 Years Ago	\$1,033,055.19
5 Years Ago	\$722,989.62

Value Summary		
	This Period	This Year
Beginning value	\$1,419,265.39	\$1,336,954.01
Assets added to account	0.00	0.00
Assets withdrawn from account	0.00	0.00
Fees and charges	-1,535.29	-8,777.98
Change in value	10,842.79	100,396.86
Ending Value	\$1,428,572.89	

For more information regarding the Value Summary section, please visit www.edwardjones.com/mystatementguide.

Asset Details (as of Jun 25, 2021)

additional details at www.edwardjones.com/access

Assets Held At Edward Jones

	Current Yield/Rate	Beginning Balance	Deposits	Withdrawals	Ending Balance
Money Market	0.01%*	\$20.87	\$123.45	—	\$144.32

* The average yield on the money market fund for the past seven days.

Exchange Traded & Closed End Funds	Price	Quantity	Cost Basis	Unrealized Gain/Loss	Value
Vanguard FTSE All-World Ex US	137.26	215	27,487.75	2,023.15	29,510.90
Mutual Funds	Price	Quantity	Cost Basis	Unrealized Gain/Loss	Value
Blackrock High Yield Bond K	7.91	8,919.101	65,770.85	4,779.24	70,550.09
Bridge Builder Core Bond	10.51	24,885.65	255,763.63	5,784.55	261,548.18



Asset Details (continued)

Mutual Funds	Price	Quantity	Cost Basis	Unrealized Gain/Loss	Value
Bridge Builder Core Plus Bond	10.39	32,103.76	329,389.69	4,168.38	333,558.07
Bridge Builder INTL Equity	14.89	6,720.482	72,738.59	27,329.39	100,067.98
Bridge Builder Large Growth	23.25	6,326.832	90,559.63	56,539.21	147,098.84
Bridge Builder Large Value	17.41	12,346.299	139,572.33	75,376.74	214,949.07
Bridge Builder Small/Mid Grw	19.12	2,222.813	25,903.77	16,596.41	42,500.18
Bridge Builder Small/Mid Value	15.74	4,945.213	49,039.28	28,798.37	77,837.65
Dfa INTL Small Company I	22.95	642.014	10,917.03	3,817.19	14,734.22
Dodge & Cox INTL Stock	49.87	1,188.401	45,935.02	13,330.54	59,265.56
JPM U.S. Govt Mny Mkt Capital	1.00	21,906.39	—	—	21,906.39
NB Genesis I	76.37	357.612	19,644.64	7,666.19	27,310.83
TRP International Stock I	22.78	1,211.177	19,682.94	7,907.67	27,590.61
Total Account Value					\$1,428,572.89

Cost basis is the amount of your investment for tax purposes and is used to calculate gain or loss upon sale or other disposition of a security. It is not a measure of performance. The cost basis amounts on your statement should not be relied upon for tax preparation purposes. Cost basis information may be from outside sources and has not been verified for accuracy. Refer to your official tax documents for information about reporting cost basis. Consult a qualified tax advisor or an attorney regarding your situation. If you believe the cost basis information is inaccurate, contact Client Relations.

Summary of Realized Gain/Loss

	This Year
Short Term (assets held 1 year or less)	\$1,362.97
Long Term (held over 1 year)	25,995.32
Total	\$27,358.29

Summary totals may not include proceeds from uncosted securities or certain corporate actions.

Investment and Other Activity by Date

Date	Description	Quantity	Amount
6/01	Dividend on JPM U.S. Govt Mny Mkt Capital on 23,444.55 Shares at Daily Accrual Rate		\$0.52
6/01	Reinvestment into JPM U.S. Govt Mny Mkt Capital @ 1.00	0.52	-0.52
6/01	Dividend on Bridge Builder Core Bond on 24,839.004 Shares at Daily Accrual Rate		488.85
6/01	Reinvestment into Bridge Builder Core Bond @ 10.48	46.646	-488.85
6/01	Dividend on Bridge Builder Core Plus Bond on 32,045.371 Shares at Daily Accrual Rate		604.91
6/01	Reinvestment into Bridge Builder Core Plus Bond @ 10.36	58.389	-604.91
6/01	Dividend on Blackrock High Yield Bond K on 8,881.63 Shares at Daily Accrual Rate		293.77
6/01	Reinvestment into Blackrock High Yield Bond K @ 7.84	37.471	-293.77



Investment and Other Activity by Date (continued)

Date	Description	Quantity	Amount
6/07	Redeemed JPM U.S. Govt Mny Mkt Capital @ 1.00	-1,538.68	1,538.68
6/07	Program & Portfolio Strat Fees		-1,538.68
6/21	Fee Offset		3.39
6/24	Dividend on Vanguard FTSE All-World Ex US on 215 Shares @ 0.5584		120.06

Money Market Detail by Date

Date	Transaction	Description	Deposits	Withdrawals	Balance
Beginning Balance on May 29					\$20.87
6/22	Deposit		3.39		\$24.26
6/24	Deposit		120.06		\$144.32
Total			\$123.45		
Ending Balance on Jun 25					\$144.32

Your Relationship and Mailing Group(s)

Relationship - You have asked us to combine the accounts listed below for planning purposes as we work with you to achieve your financial goals. This means that information about these accounts and your goals and objectives may be shared with and accessible by each owner and authorized party in the relationship, including through Edward Jones Online Access and Edward Jones reports.

Mailing Group - You have also asked us to combine certain information about the accounts listed below into the mailing group(s) below for delivery purposes. Information for accounts within the same mailing group may be included in one envelope and mailed to the mailing group address. We may still send certain information directly to the account owners, as we believe appropriate.

Account Number	Account Owner(s)	Account Type	Mailing Group Address
XXX-XX301-1-4	Washington Association of	Corporate Account Select	WASHINGTON ASSOCIATION OF CONSERVATION DISTRICTS 16564 BRADLEY ROAD BOW WA 98232-9719
XXX-XX866-1-1	Washington Association of	Corporate Account Advisory Solutions Fund Model	
XXX-XX970-1-9	Washington Association of	Corporate Account Select	
XXX-XX014-1-5	Washington Association of	Corporate Account Select	
XXX-XX747-1-9	Washington Association	Corporate Account Select	

For more information on this relationship or mailing group(s), please visit www.edwardjones.com/disclosures. If you wish to make changes to either the relationship(s) or mailing group(s), please contact your financial advisor.

WA. Assoc. of Conservation Districts
Account Reconciliation
As of Jun 30, 2021
1010.10 - IRS Deposits (Edward Jones)
Bank Statement Date: June 30, 2021

Filter Criteria includes: Report is printed in Detail Format.

Beginning GL Balance	53,294.26
Add: Cash Receipts	
Less: Cash Disbursements	
Add (Less) Other	<u>0.34</u>
Ending GL Balance	<u>53,294.60</u>
Ending Bank Balance	53,294.60
Add back deposits in transit	<u> </u>
Total deposits in transit	
(Less) outstanding checks	<u> </u>
Total outstanding checks	
Add (Less) Other	<u> </u>
Total other	
Unreconciled difference	<u>0.00</u>
Ending GL Balance	<u>53,294.60</u>



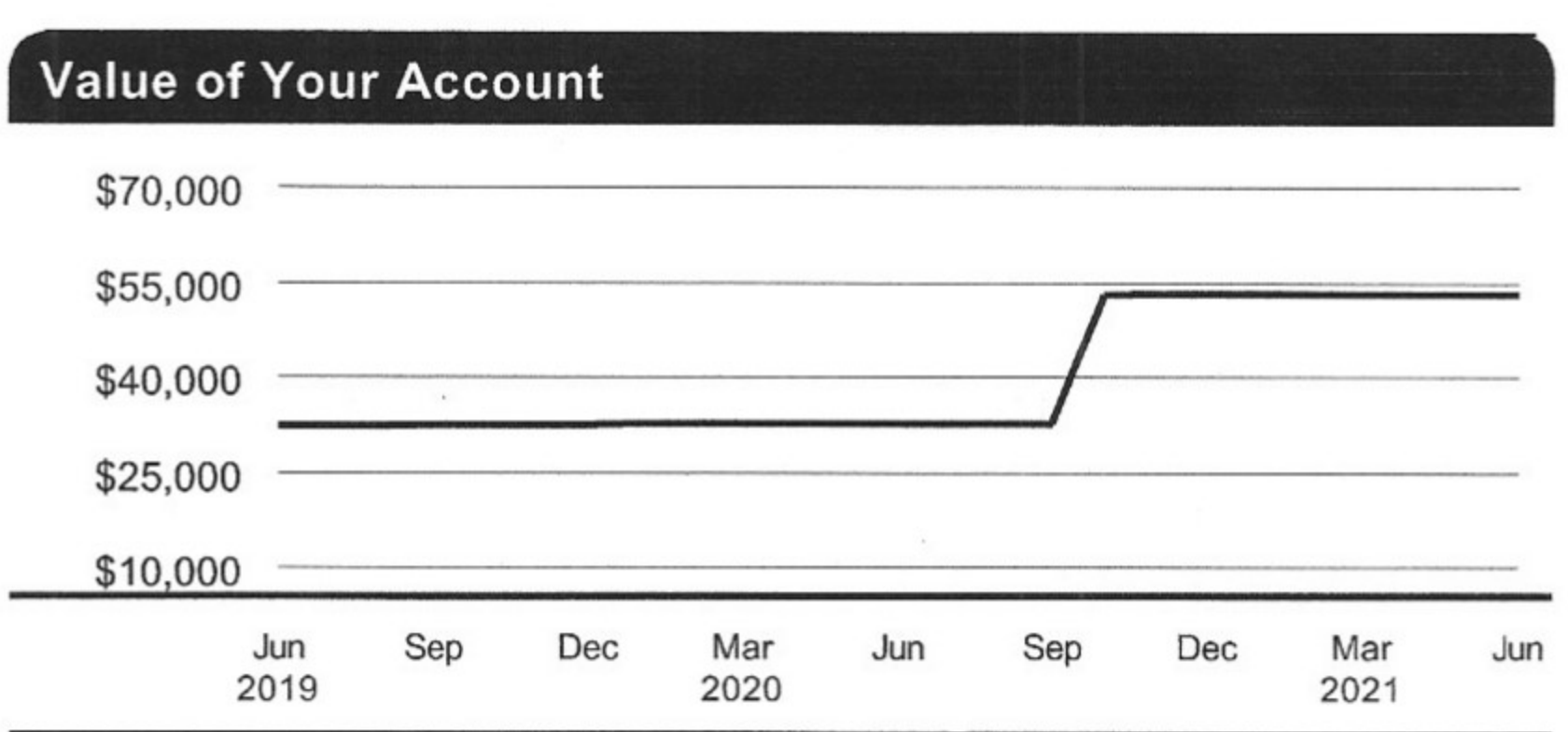
Washington Association of
Conservation Districts

How We Select Investments

Our Research department uses a disciplined approach to help ensure we're giving you quality choices. We only recommend investments that align with our focus on quality, work well in a diversified portfolio, and are compatible with our buy-and-hold philosophy. This gives you and your financial advisor a starting point for choosing investments personalized to your goals, situation and risk tolerance.

**Corporate - Select
Portfolio Objective - Account: Preservation of Principal**

Account Value	
\$53,294.60	
1 Month Ago	\$53,294.26
1 Year Ago	\$32,728.49
3 Years Ago	\$0.00
5 Years Ago	\$0.00



Value Summary		
	This Period	This Year
Beginning Value	\$53,294.26	\$53,292.45
Assets Added to Account	0.00	0.00
Assets Withdrawn from Account	0.00	0.00
Fees and Charges	0.00	0.00
Change In Value	0.34	2.15
Ending Value	\$53,294.60	

For more information regarding the Value Summary section, please visit www.edwardjones.com/mystatementguide.

Rate of Return					
Your Personal Rate of Return for Assets Held at Edward Jones	This Quarter	Year to Date	Last 12 Months	3 Years Annualized	5 Years Annualized
	0.00%	0.00%	0.02%	—	—



Rate of Return (continued)

Your Personal Rate of Return: Your Personal Rate of Return measures the investment performance of your account. It incorporates the timing of your additions and withdrawals and reflects commissions and fees paid. Reviewing Your Personal Rate of Return is important to help ensure you're on track to achieving your financial goals.

The performance of your investments is tracked since they have been held in the current account, but no earlier than Jan. 1, 2009. This also includes investments you owned during this time period but have since sold. Certain events, including a transfer of an investment between accounts, share class conversion, or change in an investment's identification code (CUSIP) caused by a corporate action, will impact the time frame over which the investment's rate of return is calculated.

Rate of Return information on account statements uses the dollar-weighted calculation. Time-weighted Rate of Return numbers for Advisory Solutions Fund and UMA accounts can be found on your Quarterly Performance Report through Online Account Access. If you are not an Online Access user, visit edwardjones.com/access to sign up.

Information used to calculate performance may have been obtained from third parties and Edward Jones cannot guarantee the accuracy of such information.

For the most current information, contact your financial advisor or visit edwardjones.com/performance.

Asset Details (as of Jun 25, 2021)

additional details at www.edwardjones.com/access

Assets Held At Edward Jones

				Balance
Cash				\$0.16
Mutual Funds	Price	Quantity	Value	Rate of Return*
AB Government Money Market A	1.00	53,294.44	53,294.44	0.59%
Total Account Value			\$53,294.60	

*Your Rate of Return for each individual asset above is as of June 25, 2021. Returns greater than 12 months are annualized.

Your Rate of Return in the Asset Details section above measures the investment performance of each of your individual assets. It incorporates the timing of your additions and withdrawals and reflects commissions and fees paid. Reviewing your Rate of Return is important to help ensure you're on track to achieving your financial goals.

The performance of your investments is tracked since they have been held in the current account, but no earlier than Jan. 1, 2009. Certain events, including a transfer of an investment between accounts, share class conversion, or change in an investment's identification code (CUSIP) caused by a corporate action, will impact the time frame over which the investment's rate of return is calculated.

Information used to calculate performance may have been obtained from third parties and Edward Jones cannot guarantee the accuracy of such information.

For the most current information, contact your financial advisor or visit www.edwardjones.com/performance.



Investment and Other Activity by Date

Date	Description	Quantity	Amount
6/01	Dividend on AB Government Money Market A on 53,294.1 Shares at Daily Accrual Rate		\$0.34
6/01	Reinvestment into AB Government Money Market A @ 1.00	0.34	-0.34

Your Relationship and Mailing Group(s)

Relationship - You have asked us to combine the accounts listed below for planning purposes as we work with you to achieve your financial goals. This means that information about these accounts and your goals and objectives may be shared with and accessible by each owner and authorized party in the relationship, including through Edward Jones Online Access and Edward Jones reports.

Mailing Group - You have also asked us to combine certain information about the accounts listed below into the mailing group(s) below for delivery purposes. Information for accounts within the same mailing group may be included in one envelope and mailed to the mailing group address. We may still send certain information directly to the account owners, as we believe appropriate.

Account Number	Account Owner(s)	Account Type	Mailing Group Address
XXX-XX301-1-4	Washington Association of	Corporate Account Select	WASHINGTON ASSOCIATION OF CONSERVATION DISTRICTS 16564 BRADLEY ROAD BOW WA 98232-9719
XXX-XX866-1-1	Washington Association of	Corporate Account Advisory Solutions Fund Model	
XXX-XX970-1-9	Washington Association of	Corporate Account Select	
XXX-XX014-1-5	Washington Association of	Corporate Account Select	
XXX-XX747-1-9	Washington Association	Corporate Account Select	

For more information on this relationship or mailing group(s), please visit www.edwardjones.com/disclosures. If you wish to make changes to either the relationship(s) or mailing group(s), please contact your financial advisor.

WA. Assoc. of Conservation Districts
Account Reconciliation
 As of Jun 30, 2021
 1010.30 - PMC Savings (Edward Jones)
 Bank Statement Date: June 30, 2021

Filter Criteria includes: Report is printed in Detail Format.

Beginning GL Balance		206,021.30
Add: Cash Receipts		
Less: Cash Disbursements		
Add (Less) Other		
Ending GL Balance		206,021.30
Ending Bank Balance		206,021.30
Add back deposits in transit		
Total deposits in transit		
(Less) outstanding checks		
Total outstanding checks		
Add (Less) Other		
Total other		
Unreconciled difference		0.00
Ending GL Balance		206,021.30



Washington Association of
Conservation Districts

Five Ways to Prevent Identity Theft

Identity theft can destroy your credit and ruin your good name. Follow these five tips to help protect yourself: Shred financial documents before disposing of them. Do not carry your Social Security card. Never provide personal information unless you know the request is legitimate. Keep your computer security and anti-virus software up to date. Finally, maintain confidential documents in a secure location in your home. Visit edwardjones.com/privacy to learn more.

Corporate - Select
Portfolio Objective - Account: Preservation of Principal

Account Value	
\$206,021.30	
1 Month Ago	\$206,021.30
1 Year Ago	\$205,990.69
3 Years Ago	\$28,434.40
5 Years Ago	\$28,331.68

Value Summary		
	This Period	This Year
Beginning value	\$206,021.30	\$206,021.30
Assets added to account	0.00	0.00
Assets withdrawn from account	0.00	0.00
Fees and charges	0.00	0.00
Change in value	0.00	0.00
Ending Value	\$206,021.30	

For more information regarding the Value Summary section, please visit www.edwardjones.com/mystatementguide.

Asset Details (as of Jun 25, 2021) additional details at www.edwardjones.com/access

Assets Held At Edward Jones

						Balance
Cash						\$42.57



Asset Details (continued)

Mutual Funds	Price	Quantity	Cost Basis	Unrealized Gain/Loss	Value
Federated Tr US Trsy Oblg Is	1.00	205,978.73	—	—	205,978.73
Total Account Value					\$206,021.30

Cost basis is the amount of your investment for tax purposes and is used to calculate gain or loss upon sale or other disposition of a security. It is not a measure of performance. The cost basis amounts on your statement should not be relied upon for tax preparation purposes. Cost basis information may be from outside sources and has not been verified for accuracy. Refer to your official tax documents for information about reporting cost basis. Consult a qualified tax advisor or an attorney regarding your situation. If you believe the cost basis information is inaccurate, contact Client Relations.

Your Relationship and Mailing Group(s)

Relationship - You have asked us to combine the accounts listed below for planning purposes as we work with you to achieve your financial goals. This means that information about these accounts and your goals and objectives may be shared with and accessible by each owner and authorized party in the relationship, including through Edward Jones Online Access and Edward Jones reports.

Mailing Group - You have also asked us to combine certain information about the accounts listed below into the mailing group(s) below for delivery purposes. Information for accounts within the same mailing group may be included in one envelope and mailed to the mailing group address. We may still send certain information directly to the account owners, as we believe appropriate.

Account Number	Account Owner(s)	Account Type	Mailing Group Address
XXX-XX301-1-4	Washington Association of	Corporate Account Select	WASHINGTON ASSOCIATION OF CONSERVATION DISTRICTS 16564 BRADLEY ROAD BOW WA 98232-9719
XXX-XX866-1-1	Washington Association of	Corporate Account Advisory Solutions Fund Model	
XXX-XX970-1-9	Washington Association of	Corporate Account Select	
XXX-XX014-1-5	Washington Association of	Corporate Account Select	
XXX-XX747-1-9	Washington Association	Corporate Account Select	

For more information on this relationship or mailing group(s), please visit www.edwardjones.com/disclosures. If you wish to make changes to either the relationship(s) or mailing group(s), please contact your financial advisor.

WA. Assoc. of Conservation Districts

Aged Payables

As of Jun 30, 2021

Filter Criteria includes: 1) Includes Drop Shipments. Report order is by ID. Report is printed in Detail Format.

Vendor ID	Vendor	Invoice/C	Date Due	0 - 30	31 - 60	61 - 90	Over 90 days	Amount Due
EK100	Ekrem Hardware Do-It Center	248042	5/30/21			60.54		60.54
EK100	Ekrem Hardware Do-It Center					60.54		60.54
PR100	Productivity Plus Account	BUR-200	6/30/21	1,378.24				1,378.24
		BUR-200	6/30/21	208.34				208.34
PR100	Productivity Plus Account			1,586.58				1,586.58
SE125	Sedro Woolley Auto Parts, Inc.	451422	6/23/21		40.26			40.26
		4967-353	7/3/21	35.03				35.03
SE125	Sedro Woolley Auto Parts, Inc.			35.03	40.26			75.29
SI150	Silver Mountain Equipment, In	140829	7/30/21	438.47				438.47
SI150	Silver Mountain Equipment, In			438.47				438.47
SK150	Skagit Farmers Supply	Fuel 6/2/2	6/30/21	165.41				165.41
		6006734	6/30/21	325.27				325.27
		241955	6/30/21	183.49				183.49
SK150	Skagit Farmers Supply			674.17				674.17
Report Total				2,734.25	40.26	60.54		2,835.05

WA. Assoc. of Conservation Districts
Aged Receivables
As of Jun 30, 2021

Filter Criteria includes: 1) Includes Drop Shipments. Report order is by ID. Report is printed in Detail Format.

Customer Bill To Contact Telephone 1	Invoice/CM #	0 - 30	31 - 60	61 - 90	Over 90 days	Amount Due
Walla Walla County CD Renee Hadley 509-965-3753	WACD FY21 #12	1,362.50				1,362.50
Walla Walla County CD		1,362.50				1,362.50
		1,362.50				1,362.50

WA. Assoc. of Conservation Districts

Aged Receivables

As of Jun 30, 2021

Filter Criteria includes: 1) Includes Drop Shipments. Report order is by ID. Report is printed in Detail Format.

Customer	Customer Bill To Contact Telephone 1	Invoice/CM #	0 - 30	31 - 60	61 - 90	Over 90 days	Amount Due
E100	ECCV, LLC. (David Holtzgang) David Holtzgang 503-327-6084	21-588-Final		296.70			296.70
E100	ECCV, LLC. (David Holtzgang)			296.70			296.70
G400	Green Tree Forestry Sheldon Magnuson 509-939-8511	21-601-Final		247.19			247.19
G400	Green Tree Forestry			247.19			247.19
H270	High Mountain Nursery (Tom Glass) Tom Glass 435-731-0107	21-436-Final			3,874.00		3,874.00
H270	High Mountain Nursery (Tom Glass)				3,874.00		3,874.00
K250	King CD (Debbie Meisinger) Debbie Meisinger 425-282-1923	22-018-Deposit	2,368.00				2,368.00
K250	King CD (Debbie Meisinger)		2,368.00				2,368.00
N050	Native Grounds Nursery Mike Nehls 541-954-0148	21-309-Invoice #1 21-605-Final		931.90		678.25	678.25 931.90
N050	Native Grounds Nursery			931.90		678.25	1,610.15
RO040	Roots Landscaping & Restoration LL Christine Tasseff 360-622-6335	21-607-Final		203.98			203.98
RO040	Roots Landscaping & Restoration LL			203.98			203.98
SP050	Spokane Tribal Network (Penny Spe Penny Spencer 509-258-4535 ex 4006	21-467-Final				31.25	31.25
SP050	Spokane Tribal Network (Penny Spe					31.25	31.25
TR020	TransAlta Centralia Mining Tammy Stout 360-330-8140	21-170-Invoice #1 21-170-Invoice #2 21-170-Final 21-594-Final			17,659.83 35,517.50 38,046.90 2,615.00		17,659.83 35,517.50 38,046.90 2,615.00
TR020	TransAlta Centralia Mining			2,615.00	91,224.23		93,839.23

WA. Assoc. of Conservation Districts

Aged Receivables

As of Jun 30, 2021

Filter Criteria includes: 1) Includes Drop Shipments. Report order is by ID. Report is printed in Detail Format.

Customer	Customer Bill To Contact Telephone 1	Invoice/CM #	0 - 30	31 - 60	61 - 90	Over 90 days	Amount Due
WI030	Widener & Associates (Jordan Wide Jordan Widener 425-418-7162	21-610-Final		456.55			456.55
WI030	Widener & Associates (Jordan Wide			456.55			456.55
Report Tota			2,368.00	4,751.32	95,098.23	709.50	102,927.05

SICK AND ANNUAL LEAVE - June 2021

SICK LEAVE

Name	Ending Balance 05/31/21	Accrued June	YTD Accrued	Taken June	YTD Taken	Sick Remaining
Ryan Baye	156	8	24	0	24	164
Jim Brown	974	8	19	0	19	982
Jacque Gautheir	0	8	0	0	0	
John Knox	102	8	16	0	16	110
Lori Mclaughlin	178	8	23	4.5	27.5	181.5
Bill Mulder	358.5	8	24	4	28	362.5
Maria Rivera	4	8	52	0	52	12
Tom Salzer	94	8	12	0	12	102

ANNUAL LEAVE

Name	Ending Balance 05/31/21	Personnal Holiday	Accrued June	YTD Accrued	Taken June	YTD Taken	Vacation Remaining	Liability
Ryan Baye	234	8	12	60	6	12	240	\$ 6,390.96
Jim Brown	284	8	12	60	16	24	280	\$ 12,853.44
Jacque Gautheir	0	8	10	0		0	10	
John Knox	92	8	8	40		0	100	\$ 2,923.56
Lori Mclaughlin	292	8	12	60	16	24	288	\$ 10,348.16
Bill Mulder	244	8	12	60	50	106	206	\$ 5,418.48
Maria Rivera	40	8	8	40		8	48	\$ 952.00
Tom Salzer	210	8	16	80		8	226	\$ 12,554.10

\$ 37,934.60

This is the amount that on the Statement of Financial Position (June)

WACD	\$ 18,945.06
PMC	\$ 18,989.54
	\$ 37,934.60