

Washington Association of Conservation Districts  
Statement of Financial Position  
September 30, 2020

## ASSETS

Current Assets - PMC

PMC Checking (Banner Bank)	\$ 64,010.64
PMC Savings (Banner Bank)	79,800.32
IRS Deposit (Edward Jones)	32,734.67
PMC Savings (Edward Jones)	206,019.26

Total PMC Current Assets 382,564.89

Current Assets - EXEC

WACD Checking (Wells Fargo)	132,617.22
WACD Savings (Wells Fargo)	123,364.59

Total EXEC Current Assets 255,981.81

Other Current Assets - PMC

Inventory Value (June 30 2020)	137,882.74
--------------------------------	------------

Total Other Current Assets 137,882.74

Aged Receivables - PMC

PMC Accounts Receivable	85,445.77
-------------------------	-----------

Total PMC Aged Receivable 85,445.77

Prepaid Expenses - PMC

Prepaid Expenses (PMC) - 990T	19,600.00
-------------------------------	-----------

Total PMC Prepaid Expense 19,600.00

Accounts Receivables - EXEC

WACD Accounts Receivable	15,555.56
--------------------------	-----------

Total WACD Accounts Receivable 15,555.56

Prepaid Expenses - EXEC

Prepaid Expenses (Exec)	1,500.00
-------------------------	----------

Total EXEC Prepaid Expense 1,500.00

Total Current Assets 898,530.77

Property and Equipment - PMC

Machinery (PMC)	410,041.52
Automobiles (PMC)	7,200.00
Computer Equipment (PMC)	4,438.95
Pole Building (PMC)	14,794.65
Lease Improvements (PMC)	40,100.12
Accum. Depreciation Machinery	(298,413.89)
Accum. Depreciation Auto	(7,200.00)
Accum. Depreciation Computers	(2,838.15)
Accum. Depreciation Buildings	(3,193.39)
Accum. Depreciation Lease Impr	(3,424.90)

Total Property and Equipment - PMC 161,504.91

Property and Equipment - EXEC

Automobiles (EXEC)	22,457.30
Accum. Depreciation - Auto	(22,457.30)

Total Property and Equipment - EXEC 0.00

Washington Association of Conservation Districts  
Statement of Financial Position  
September 30, 2020

Total Property and Equipment		161,504.91
<u>Long Term Investments - PMC</u>		
Long Term Invt (Edward Jones)	1,206,962.01	
Total Long Term Investments		1,206,962.01
Total Assets	\$	2,266,997.69

LIABILITIES AND NET ASSETS

<u>Current Liabilities - PMC</u>		
Accounts Payable (PMC)	\$ 923.13	
Accrued Vacation (PMC)	19,442.68	
Customer Deposit (Plants) 2021	218,505.91	
Due to IRS	26,072.00	
Federal Taxes (941 - Office)	2,954.14	
Federal Taxes (943 - Nursery)	2,615.69	
SUTA Taxes (State)	428.84	
L&I Taxes	3,170.01	
WA Paid Family Leave	262.54	
Simple IRA	441.50	
Unrecognized Tax Benefit Liabi	73,000.00	
Washington Sales Tax	40.80	
Total PMC Current Liabilities		347,857.24
<u>Current Liabilities - EXEC</u>		
SUTA Taxes (State)	65.67	
L&I Taxes	218.19	
Simple IRA	206.52	
WA Paid Family Leave	104.64	
Accrued Vacation (EXEC)	11,394.28	
Total WACD Current Liabilities		11,989.30
Total Current Liabilities		359,846.54
<u>Net Assets</u>		
<u>Unrestricted Net Assets</u>		
Unrestricted Net Assets	698,281.86	
Net Income*	(47,617.16)	
Total Unrestricted Net Assets		650,664.70
<u>Restricted Net Assets - EXEC</u>		
Leadership Development Funds	12,019.10	
Total WACD Restricted Net Assets		12,019.10
<u>Restricted Net Assets - PMC</u>		
Operating Reserves	480,700.00	
Retained Earnings Reserves	100,000.00	
Capital/Depreciation Reserves	455,974.85	
<u>Prior Year Inventory Adjustment - PMC</u>		
Prior Year Inventory	207,792.50	
Total PMC Restricted Net Assets		1,244,467.35

Washington Association of Conservation Districts  
Statement of Financial Position  
September 30, 2020

Total Liabilities & Net Assets	\$ <u><u>2,266,997.69</u></u>
--------------------------------	-------------------------------

\*Net Income is the difference between the revenue and expenses  
(YEAR TO DATE ACTUALS) as shown on the Income Statement  
compared with Budget for Executive Operations and the Plant Materials Center

Plant Material Center  
Profit and Loss  
September 30, 2020

	Actuals for Sept. 30, 2020	Year to Date Actual	Fiscal Year Budget	% of Budget
<u>Operating Revenues</u>				
Brokered Plants	\$ 0.00	\$ 0.00	\$ 60,000.00	0.00
Contract Growing	0.00	0.00	9,200.00	0.00
Plant Sales	1,144.00	681.78	1,025,000.00	0.07
Plug Sales	0.00	0.00	4,500.00	0.00
Interest Income	26.08	71.86	2,500.00	2.87
Restocking Fee	0.00	0.00	1,500.00	0.00
Other Income	0.00	0.00	750.00	0.00
Packaging/Storage Fee	0.00	0.00	700.00	0.00
Shipping Charges Reimbursed	0.00	0.00	45,000.00	0.00
Finance Income	2.72	13.72	0.00	0.00
	<hr/>	<hr/>	<hr/>	
Total Operating Revenues	1,172.80	767.36	1,149,150.00	0.07
<u>Edward Jones Investment Account</u>				
Unrealized Gain/Loss	(34,095.15)	57,070.63	0.00	0.00
	<hr/>	<hr/>	<hr/>	
Total Revenues	(32,922.35)	57,837.99	1,149,150.00	5.03
<u>Expenses</u>				
Accounting Expenses	100.00	300.00	2,100.00	14.29
Advertising	484.00	484.00	2,500.00	19.36
Bank / Credit Card Charges	226.27	494.32	6,000.00	8.24
Brokered Stock	0.00	810.00	45,000.00	1.80
Cleaning Supplies	74.30	106.54	1,500.00	7.10
Communications	130.72	348.05	1,300.00	26.77
Education & Registrations	55.00	55.00	1,500.00	3.67
Executive Operations	0.00	0.00	75,000.00	0.00
Farm and Nursery Supplies	67.04	745.51	9,500.00	7.85
Fuel	636.14	1,320.71	4,500.00	29.35
Insurance Expense	407.69	1,223.07	6,300.00	19.41
IT Support & Technology	356.87	540.23	3,000.00	18.01
Lease Payment	0.00	0.00	1.00	0.00
Licenses & Memberships	205.06	508.56	1,600.00	31.79
Office Supplies	66.82	522.90	2,000.00	26.15
Packaging Supplies	2,500.00	2,500.00	20,000.00	12.50
Postage	62.50	117.25	500.00	23.45
Property Tax	0.00	0.00	3,000.00	0.00
Repair & Maintenance - Bldg	0.00	6.50	2,000.00	0.33
Repair & Maintenance - Equip.	45.44	404.11	4,000.00	10.10
Taxes - B&O Tax	0.00	0.00	8,000.00	0.00
Travel, Meals and Meetings	0.00	0.00	2,000.00	0.00
Utilities	464.12	1,092.10	9,800.00	11.14
Management Fee (State of WA)	0.00	0.00	125.00	0.00
Cold Storage	0.00	60.00	3,500.00	1.71
Shipping - Inbound	0.00	0.00	2,500.00	0.00
Shipping - Outbound	0.00	0.00	37,000.00	0.00
Chemicals	40,817.31	42,020.58	45,000.00	93.38
Fertilizer	0.00	1,400.00	10,000.00	14.00
Seeds	9,488.90	18,754.58	53,000.00	35.39
Transplants	0.00	0.00	33,500.00	0.00
Employee Medical Benefits	5,763.55	17,268.42	81,300.00	21.24
Wages - Staff	28,543.01	85,574.50	331,266.64	25.83
Wages - Staff Overtime	0.00	0.00	500.00	0.00
Wages - Seasonal Labor	6,924.86	18,069.85	230,000.00	7.86
Wages - Labor Contractor	0.00	0.00	10,000.00	0.00

For Management Purposes Only

Plant Material Center  
Profit and Loss  
September 30, 2020

	Actuals for Sept. 30, 2020	Year to Date Actual	Fiscal Year Budget	% of Budget
Simple IRA (Retirement)	922.22	2,835.82	11,000.00	25.78
Payroll Tax - FICA/Medicare	2,713.26	7,928.70	46,000.00	17.24
Payroll Tax - FUTA	0.00	0.00	1,500.00	0.00
Payroll Tax - L&I	814.87	2,356.66	23,000.00	10.25
Payroll Tax - SUTA	132.80	428.84	2,500.00	17.15
Investment Management Fees	1,363.18	3,964.65	15,000.00	26.43
Wages - Accrued Vacation	(3,772.76)	(7,452.94)	0.00	0.00
Depreciation Expense	3,091.70	9,349.26	0.00	0.00
	<hr/>	<hr/>	<hr/>	
Total Expenses	102,684.87	214,137.77	1,147,792.64	18.66
	<hr/>	<hr/>	<hr/>	
Net Income	\$ (135,607.22)	\$ (156,299.78)	\$ 1,357.36	(11,514.98)
	<hr/> <hr/>	<hr/> <hr/>	<hr/> <hr/>	
<u>Funded from Reserve Accounts</u>				
	<hr/>	<hr/>	<hr/>	
Total Funding of Reserve Account	0.00	0.00	0.00	0.00
	<hr/>	<hr/>	<hr/>	

Plant Materials Center  
Income Statement  
For the Three Months Ending September 30, 2020

	Monthly Total Sept. 2020	Monthly Total Sept. 2019	Current FY 7/1/20 - 9/30/20	Previous FY 7/1/19 - 9/30/19
<b>Revenues</b>				
Plant Sales	\$ 1,144.00	\$ 41.50	\$ 681.78	\$ 41.50
Interest Income	26.08	371.88	71.86	1,064.38
Finance Income	2.72	88.77	13.72	344.52
Unrealized Gain/Loss	(34,095.15)	9,287.04	57,070.63	12,301.07
<b>Total Revenues</b>	<b>(32,922.35)</b>	<b>9,789.19</b>	<b>57,837.99</b>	<b>13,751.47</b>
<b>Expenses</b>				
Accounting Expenses	100.00	100.00	300.00	300.00
Advertising	484.00	436.00	484.00	636.00
Bank / Credit Card Charges	226.27	266.29	494.32	1,329.20
Brokered Stock	0.00	0.00	810.00	135.00
Cleaning Supplies	74.30	29.73	106.54	289.19
Communications	130.72	112.53	348.05	337.39
Education & Registrations	55.00	94.00	55.00	94.00
Farm and Nursery Supplies	67.04	50.08	745.51	311.40
Fuel	636.14	850.38	1,320.71	1,233.66
Insurance Expense	407.69	373.73	1,223.07	1,127.19
IT Support & Technology	356.87	0.00	540.23	0.00
Licenses & Memberships	205.06	0.00	508.56	300.50
Office Supplies	66.82	0.00	522.90	102.14
Packaging Supplies	2,500.00	0.00	2,500.00	0.00
Postage	62.50	0.00	117.25	0.00
Repair & Maintenance - Bldg	0.00	0.00	6.50	0.00
Repair & Maintenance - Equip.	45.44	145.67	404.11	522.26
Travel. Meals and Meetings	0.00	799.51	0.00	1,178.23
Utilities	464.12	426.83	1,092.10	1,221.59
Management Fee (State of WA)	0.00	22.47	0.00	22.47
Investment Management Fees	0.00	1,284.21	0.00	2,519.91
Cold Storage	0.00	0.00	60.00	0.00
Shipping - Inbound	0.00	25.34	0.00	25.34
Chemicals	40,817.31	43,125.87	42,020.58	43,161.45
Fertilizer	0.00	0.00	1,400.00	0.00
Seeds	9,488.90	9,252.26	18,754.58	18,860.53
Transplants	0.00	7,075.00	0.00	7,075.00
Employee Medical Benefits	5,763.55	5,171.21	17,268.42	15,513.63
Wages - Staff	28,543.01	22,451.30	85,574.50	72,917.32
Wages - Seasonal Labor	6,924.86	0.00	18,069.85	17,608.39
Simple IRA (Retirement)	922.22	601.29	2,835.82	1,708.81
Payroll Tax - FICA/Medicare	2,713.26	1,717.53	7,928.70	6,925.16
Payroll Tax - FUTA	0.00	0.00	0.00	36.43
Payroll Tax - L&I	814.87	304.97	2,356.66	1,822.08
Payroll Tax - SUTA	132.80	46.58	428.84	185.18
Investment Management Fees	1,363.18	0.00	3,964.65	1,296.14
Wages - Accrued Vacation	(3,772.76)	(3,334.78)	(7,452.94)	(6,135.21)
Depreciation Expense	3,091.70	2,310.73	9,349.26	6,932.19
<b>Total Expenses</b>	<b>102,684.87</b>	<b>93,738.73</b>	<b>214,137.77</b>	<b>199,592.57</b>
<b>Net Income</b>	<b>\$ (135,607.22)</b>	<b>\$ (83,949.54)</b>	<b>\$ (156,299.78)</b>	<b>\$ (185,841.10)</b>

Executive Operations  
Income Statement  
For the Three Months Ending September 30, 2020

	Monthly Total Sept. 2020	Monthly Total Sept. 2019	Current FY 7/1/20 - 9/30/20	Previous FY 7/1/19 - 9/30/19
<b>Revenues</b>				
WACD - District Dues	\$ 0.00	\$ 0.00	\$ 175,000.05	\$ 177,360.00
WACD - Interest Income	1.01	8.05	3.11	24.69
WACD - Other Income	960.00	0.00	960.00	0.00
WACD - WSCC Contract	2,649.44	0.00	6,103.39	0.00
	<hr/>	<hr/>	<hr/>	<hr/>
<b>Total Revenues</b>	<b>3,610.45</b>	<b>8.05</b>	<b>182,066.55</b>	<b>177,384.69</b>
	<hr/>	<hr/>	<hr/>	<hr/>
<b>Expenses</b>				
NRCS Meeting Expenses	0.00	0.00	0.00	7,385.57
Communications	260.87	0.00	941.44	585.11
Insurance Expense	9.66	9.66	28.98	28.98
IT Support & Technology	378.39	105.90	842.16	440.66
Office Supplies	80.94	20.50	99.36	63.50
Bank / Credit Card Charges	21.00	0.00	66.00	0.00
Postage	0.00	0.00	24.18	27.29
Travel, Meals & Meetings	460.92	3,781.57	701.17	12,135.74
Office Rent	950.00	1,179.00	5,198.00	3,537.00
Employee Medical Benefits	2,469.06	1,456.77	7,407.18	4,370.31
Wages (Staff)	13,767.86	13,439.76	41,303.58	66,379.67
Payroll Tax - FICA/Med.	1,053.26	410.40	3,159.78	3,842.55
Payroll Tax - L&I	43.98	22.05	137.04	60.09
Payroll Tax - SUTA	21.91	13.40	65.67	45.99
Simple IRA (Retirement)	413.04	160.94	1,235.57	402.35
Printing	0.00	0.00	0.00	40.20
Consulting Services	3,000.00	232.00	9,000.00	8,662.20
Annual Meeting Expenses	0.00	2,000.00	578.39	2,000.00
Wages - Accrued Vacation	953.04	301.44	2,610.91	(8,217.21)
	<hr/>	<hr/>	<hr/>	<hr/>
<b>Total Expenses</b>	<b>23,883.93</b>	<b>23,133.39</b>	<b>73,399.41</b>	<b>101,790.00</b>
	<hr/>	<hr/>	<hr/>	<hr/>
<b>Other Income</b>				
	<hr/>	<hr/>	<hr/>	<hr/>
<b>Net Income</b>	<b>\$ (20,273.48)</b>	<b>\$ (23,125.34)</b>	<b>\$ 108,667.14</b>	<b>\$ 75,594.69</b>
	<hr/> <hr/>	<hr/> <hr/>	<hr/> <hr/>	<hr/> <hr/>

Exeuctive Operations  
Profit and Loss  
September 30, 2020

	Actuals for Sept. 30, 2020	Year to Date Actual	Fiscal Year Budget	% of Budget
<b>Revenues</b>				
WACD - Annual Meeting	\$ 0.00	\$ 0.00	\$ 15,000.00	0.00
WACD - District Dues	0.00	175,000.05	175,000.00	100.00
WACD - Interest Income	1.01	3.11	75.00	4.15
WACD - Other Income	960.00	960.00	0.00	0.00
WACD - Executive Operations	0.00	0.00	75,000.00	0.00
WACD - WSCC Contract	2,649.44	6,103.39	65,000.00	9.39
	<hr/>	<hr/>	<hr/>	
Total Revenues	3,610.45	182,066.55	330,075.00	55.16
<b>Expenses</b>				
Communications	260.87	941.44	7,000.00	13.45
Education & Registrations	0.00	0.00	1,000.00	0.00
Insurance Expense	9.66	28.98	1,700.00	1.70
IT Support & Technology	378.39	842.16	5,000.00	16.84
Memberships	0.00	0.00	775.00	0.00
Office Supplies	80.94	99.36	1,300.00	7.64
Bank / Credit Card Charges	21.00	66.00	450.00	14.67
Postage	0.00	24.18	300.00	8.06
Travel, Meals & Meetings	460.92	701.17	18,000.00	3.90
Office Rent	950.00	5,198.00	14,150.00	36.73
Automobile Expense	0.00	0.00	1,500.00	0.00
Automobile Insurance	0.00	0.00	450.00	0.00
Employee Medical Benefits	2,469.06	7,407.18	30,400.00	24.37
Wages (Staff)	13,767.86	41,303.58	179,766.00	22.98
Payroll Tax - FICA/Med.	1,053.26	3,159.78	12,450.00	25.38
Payroll Tax - FUTA	0.00	0.00	84.00	0.00
Payroll Tax - L&I	43.98	137.04	564.00	24.30
Payroll Tax - SUTA	21.91	65.67	800.00	8.21
Simple IRA (Retirement)	413.04	1,235.57	5,440.00	22.71
Printing	0.00	0.00	1,100.00	0.00
Lobbying Services	0.00	0.00	18,000.00	0.00
Consulting Services	3,000.00	9,000.00	19,000.00	47.37
Annual Meeting Expenses	0.00	578.39	5,000.00	11.57
Wages - Accrued Vacation	953.04	2,610.91	0.00	0.00
	<hr/>	<hr/>	<hr/>	
Total Expenses	23,883.93	73,399.41	324,229.00	22.64
<b>Other Income</b>				
	<hr/>	<hr/>	<hr/>	
Total Other Income	0.00	0.00	0.00	0.00
	<hr/>	<hr/>	<hr/>	
Net Income	\$ (20,273.48)	\$ 108,667.14	\$ 5,846.00	1,858.83




WA. Assoc. of Conservation Districts  
**Account Reconciliation**  
 As of Sep 30, 2020  
 1082 - WACD Checking (Wells Fargo)  
 Bank Statement Date: September 30, 2020

Filter Criteria includes: Report is printed in Detail Format.

Beginning GL Balance		113,357.89
Add: Cash Receipts		42,063.41
Less: Cash Disbursements		(21,957.00)
Add (Less) Other		<u>(847.08)</u>
Ending GL Balance		<u>132,617.22</u>
Ending Bank Balance		132,759.22
Add back deposits in transit		<u>                    </u>
Total deposits in transit		
(Less) outstanding checks		<u>                    </u>
	Sep 3, 2020      8701	(142.00)
Total outstanding checks		(142.00)
Add (Less) Other		<u>                    </u>
Total other		
Unreconciled difference		<u>0.00</u>
Ending GL Balance		<u><u>132,617.22</u></u>

# Wells Fargo Business Choice Checking

September 30, 2020 ■ Page 1 of 5



WA ASSOC. OF CONSERVATION DISTRICTS  
16564 BRADLEY RD  
BOW WA 98232-9719

## Questions?

Available by phone 24 hours a day, 7 days a week:  
Telecommunications Relay Services calls accepted

**1-800-CALL-WELLS** (1-800-225-5935)

TTY: 1-800-877-4833

En español: 1-877-337-7454

Online: [wellsfargo.com/biz](https://wellsfargo.com/biz)

Write: Wells Fargo Bank, N.A. (120)  
P.O. Box 6995  
Portland, OR 97228-6995

## Your Business and Wells Fargo

Visit [wellsfargoworks.com](https://wellsfargoworks.com) to explore videos, articles, infographics, interactive tools, and other resources on the topics of business growth, credit, cash flow management, business planning, technology, marketing, and more.

## Account options

A check mark in the box indicates you have these convenient services with your account(s). Go to [wellsfargo.com/biz](https://wellsfargo.com/biz) or call the number above if you have questions or if you would like to add new services.

- Business Online Banking
- Online Statements
- Business Bill Pay
- Business Spending Report
- Overdraft Protection



## IMPORTANT ACCOUNT INFORMATION

We're making important changes to the terms and conditions of several of our accounts. If these changes affect you, a detailed message is included below your transaction detail for each impacted account.

### Statement period activity summary

Beginning balance on 9/1	\$113,357.89
Deposits/Credits	42,063.41
Withdrawals/Debits	- 22,662.08
<b>Ending balance on 9/30</b>	<b>\$132,759.22</b>
Average ledger balance this period	\$130,347.69

Account number: \_

**WA ASSOC. OF CONSERVATION DISTRICTS**


*Washington account terms and conditions apply*

For Direct Deposit use

Routing Number (RTN): 125008547

For Wire Transfers use

Routing Number (RTN): 121000248



**Overdraft Protection**

Your account is linked to the following for Overdraft Protection:

- Savings - 000001864361066

**Transaction history**

Date	Check Number	Description	Deposits/ Credits	Withdrawals/ Debits	Ending daily balance
9/1		WF Direct Pay-Payment- Rent - 103 and 104 1219 11th Ave SE-Tran ID Dp84213881		950.00	
9/1		WF Direct Pay-Payment- Invoice 060827-Tran ID Dp84213879		3,000.00	
9/1		Edward Jones Investment 083120 18838P883864211 Washington Association		413.04	108,994.85
9/3		Deposit	11,231.74		120,226.59
9/9		Deposit	4,848.89		
9/9		Direct Pay Individual Pymt Trans		2.00	
9/9		Direct Pay Nonwf Bus Pymt Trans		9.00	
9/9		Direct Pay Monthly Base		10.00	125,054.48
9/14		Deposit	11,666.67		
9/14		WF Direct Pay-Payment- Able Moving, Inc-Tran ID Dp84950165		253.75	
9/14		WF Direct Pay-Payment- September 15, 2020 Payroll-Tran ID Dp84950161		5,354.02	131,113.38
9/17		Deposit	3,888.89		
9/17		Edward Jones Investment 091620 18838P883864211 Washington Association		413.04	134,589.23
9/21	8702	Check		138.84	134,450.39
9/22		Deposit	10,427.22		144,877.61
9/29		WF Direct Pay-Payment- Payroll Sept 30, 2020-Tran ID Dp85831737		5,355.68	
9/29		WF Direct Pay-Payment- September 2020 Reimbursements-Tran ID Dp85831739		6,762.71	132,759.22
<b>Ending balance on 9/30</b>					<b>132,759.22</b>
<b>Totals</b>			<b>\$42,063.41</b>	<b>\$22,662.08</b>	

The Ending Daily Balance does not reflect any pending withdrawals or holds on deposited funds that may have been outstanding on your account when your transactions posted. If you had insufficient available funds when a transaction posted, fees may have been assessed.

**Summary of checks written** (checks listed are also displayed in the preceding Transaction history)

Number	Date	Amount
8702	9/21	138.84

**Monthly service fee summary**

For a complete list of fees and detailed account information, see the disclosures applicable to your account or talk to a banker. Go to wells Fargo.com/feefaq for a link to these documents, and answers to common monthly service fee questions.

Fee period 09/01/2020 - 09/30/2020	Standard monthly service fee \$14.00	You paid \$0.00
<b>How to avoid the monthly service fee</b>	Minimum required	This fee period
Have any <b>ONE</b> of the following account requirements		
· Average ledger balance	\$7,500.00	\$130,348.00 <input checked="" type="checkbox"/>
· A qualifying transaction from a linked Wells Fargo Merchant Services account	1	0 <input type="checkbox"/>
· Total number of posted debit card purchases or posted debit card payments of bills in any combination	10	0 <input type="checkbox"/>
- Enrollment in a linked Direct Pay service through Wells Fargo Business Online	1	1 <input checked="" type="checkbox"/>
· Combined balance in linked accounts, which may include	\$10,000.00	<input checked="" type="checkbox"/>

WA. Assoc. of Conservation Districts  
Account Reconciliation  
As of Sep 30, 2020  
1086 - WACD Savings (Wells Fargo)  
Bank Statement Date: September 30, 2020

Filter Criteria includes: Report is printed in Detail Format.

---

Beginning GL Balance	123,363.58
Add: Cash Receipts	
Less: Cash Disbursements	
Add (Less) Other	<u>1.01</u>
Ending GL Balance	<u>123,364.59</u>
Ending Bank Balance	123,364.59
Add back deposits in transit	<u>                    </u>
Total deposits in transit	
(Less) outstanding checks	<u>                    </u>
Total outstanding checks	
Add (Less) Other	<u>                    </u>
Total other	
Unreconciled difference	<u>0.00</u>
Ending GL Balance	<u>123,364.59</u>

# Business High Yield Savings

September 30, 2020 ■ Page 1 of 4

WELLS  
FARGO

WA ASSOC. OF CONSERVATION DISTRICTS  
16564 BRADLEY RD  
BOW WA 98232-9719

## Questions?

Available by phone 24 hours a day, 7 days a week:  
Telecommunications Relay Services calls accepted

**1-800-CALL-WELLS** (1-800-225-5935)

TTY: 1-800-877-4833

En español: 1-877-337-7454

Online: [wellsfargo.com/biz](https://wellsfargo.com/biz)

Write: Wells Fargo Bank, N.A. (120)  
P.O. Box 6995  
Portland, OR 97228-6995

## Your Business and Wells Fargo

Visit [wellsfargoworks.com](https://wellsfargoworks.com) to explore videos, articles, infographics, interactive tools, and other resources on the topics of business growth, credit, cash flow management, business planning, technology, marketing, and more.



## IMPORTANT ACCOUNT INFORMATION

We're making important changes to the terms and conditions of several of our accounts. If these changes affect you, a detailed message is included below your transaction detail for each impacted account.

### Statement period activity summary

Beginning balance on 9/1	\$123,363.58
Deposits/Credits	1.01
Withdrawals/Debits	- 0.00
<b>Ending balance on 9/30</b>	<b>\$123,364.59</b>
Average ledger balance this period	\$123,363.58

Account number:

**WA ASSOC. OF CONSERVATION DISTRICTS**

*Washington account terms and conditions apply*

For Direct Deposit use


Routing Number (RTN): 125008547

For Wire Transfers use

Routing Number (RTN): 121000248

### Interest summary

Interest paid this statement	\$1.01
Average collected balance	\$123,363.58
Annual percentage yield earned	0.01%
Interest earned this statement period	\$1.01
Interest paid this year	\$30.81



**Transaction history**

Date	Description	Deposits/ Credits	Withdrawals/ Debits	Ending daily balance
9/30	Interest Payment	1.01		123,364.59
<b>Ending balance on 9/30</b>				<b>123,364.59</b>
<b>Totals</b>		<b>\$1.01</b>	<b>\$0.00</b>	

The Ending Daily Balance does not reflect any pending withdrawals or holds on deposited funds that may have been outstanding on your account when your transactions posted. If you had insufficient available funds when a transaction posted, fees may have been assessed.

**Monthly service fee summary**

For a complete list of fees and detailed account information, see the disclosures applicable to your account or talk to a banker. Go to [wellsfargo.com/feefaq](https://wellsfargo.com/feefaq) for a link to these documents, and answers to common monthly service fee questions.

Fee period 09/01/2020 - 09/30/2020	Standard monthly service fee \$10.00	You paid \$0.00
<b>How to avoid the monthly service fee</b>	Minimum required	This fee period
Have any <b>ONE</b> of the following account requirements		
· Minimum daily balance	\$8,000.00	\$123,363.58 <input checked="" type="checkbox"/>

YP/YP

**Account transaction fees summary**

Service charge description	Units used	Units included	Excess units	Service charge per excess units (\$)	Total service charge (\$)
Deposited Items	0	20	0	0.50	0.00
Cash Deposited (\$)	0	5,000	0	0.0030	0.00
<b>Total service charges</b>					<b>\$0.00</b>

**IMPORTANT ACCOUNT INFORMATION**

Effective June 1, 2020, the Deposit Account Agreement has been updated.

In the section of the Deposit Account Agreement titled "Available balance, posting order, and overdrafts," the second bullet of the paragraph titled "Then, we sort your transactions into categories before we process them" under the subsection titled "How do we process (post) transactions to your account?" is deleted and replaced with the following: "Then, we process withdrawals/payments we have previously authorized and cannot return unpaid, such as debit card purchases, ATM withdrawals, account transfers, Online Bill Pay transactions, and teller-cashed checks. If we receive more than one of these transactions for payment from your account, we will generally sort and pay them based on the date and time you conducted the transactions. For a debit card transaction, if a merchant does not seek authorization from the Bank at the time of the transaction or you conducted the transaction more than 10 business days before we receive it for payment, we will use the date the transaction is received for payment from your account. For some transactions, such as Online Bill Pay transactions or teller-cashed checks, the time may be assigned by our systems and may vary from the time it was conducted. Multiple transactions that have the same time will be sorted and paid from lowest to highest dollar amount."

For questions, please call the number listed on your statement.


WA. Assoc. of Conservation Districts  
 Account Reconciliation  
 As of Sep 30, 2020  
 1082 - WACD Checking (Wells Fargo)  
 Bank Statement Date: September 30, 2020

Filter Criteria includes: Report is printed in Detail Format.

Beginning GL Balance			113,357.89
Add: Cash Receipts			42,063.41
Less: Cash Disbursements			(21,957.00)
Add (Less) Other			(847.08)
Ending GL Balance			<u>132,617.22</u>
Ending Bank Balance			132,759.22
Add back deposits in transit			
Total deposits in transit			
(Less) outstanding checks	Sep 3, 2020	8701	(142.00)
Total outstanding checks			(142.00)
Add (Less) Other			
Total other			
Unreconciled difference			<u>0.00</u>
Ending GL Balance			<u>132,617.22</u>

# Wells Fargo Business Choice Checking

September 30, 2020 ■ Page 1 of 5



WA ASSOC. OF CONSERVATION DISTRICTS  
16564 BRADLEY RD  
BOW WA 98232-9719

## Questions?

Available by phone 24 hours a day, 7 days a week.  
Telecommunications Relay Services calls accepted

**1-800-CALL-WELLS** (1-800-225-5935)

TTY: 1-800-877-4833

En español: 1-877-337-7454

Online: [wellsfargo.com/biz](http://wellsfargo.com/biz)

Write: Wells Fargo Bank, N.A. (120)  
P.O. Box 6885  
Portland, OR 97228-6885

## Your Business and Wells Fargo

Visit [wellsfargoworks.com](http://wellsfargoworks.com) to explore videos, articles, infographics, interactive tools, and other resources on the topics of business growth, credit, cash flow management, business planning, technology, marketing, and more.

## Account options

A check mark in the box indicates you have these convenient services with your account(s). Go to [wellsfargo.com/biz](http://wellsfargo.com/biz) or call the number above if you have questions or if you would like to add new services.

Business Online Banking  
Online Statements  
Business Bill Pay  
Business Spending Report  
Overdraft Protection



## IMPORTANT ACCOUNT INFORMATION

We're making important changes to the terms and conditions of several of our accounts. If these changes affect you, a detailed message is included below your transaction detail for each impacted account.

### Statement period activity summary

Beginning balance on 9/1	\$113,357.89
Deposits/Credits	42,063.41
Withdrawals/Debits	- 22,862.08
<b>Ending balance on 9/30</b>	<b>\$132,759.22</b>
Average ledger balance this period	\$130,347.69

Account number: \_\_\_\_\_

**WA ASSOC. OF CONSERVATION DISTRICTS**

Washington account terms and conditions apply

For Direct Deposit use

Routing Number (RTN): 125008517

For Wire Transfers use

Routing Number (RTN): 121000248



**Overdraft Protection**

Your account is linked to the following for Overdraft Protection:

- Savings - 000001864361066

**Transaction history**

Date	Check Number	Description	Deposits/ Credits	Withdrawals/ Debits	Ending daily balance
9/1		WF Direct Pay-Payment- Rent - 103 and 104 1219 11th Ave SE-Tran ID Dp84213881		950.00	
9/1		WF Direct Pay-Payment- Invoice 08082/-Tran ID Dp84213879		3,000.00	
9/1		Edward Jones Investment 083120 18838P883864211 Washington Association		413.04	108,894.85
9/3		Deposit	11,231.74		120,226.59
9/9		Deposit	4,048.89		
9/9		Direct Pay Individual Pymt Trans		2.00	
9/9		Direct Pay Nonwf Bus Pymt Trans		9.00	
9/9		Direct Pay Monthly Base		10.00	125,054.49
9/14		Deposit	11,888.87		
9/14		WF Direct Pay-Payment- Able Moving, Inc-Tran ID Dp84950165		253.75	
9/14		WF Direct Pay-Payment- September 15, 2020 Payroll-Tran ID Dp84950161		5,354.02	131,113.28
9/17		Deposit	3,888.89		
9/17		Edward Jones Investment 091620 18838P883864211 Washington Association		413.04	134,580.23
9/21	8702	Check		138.84	134,450.39
9/22		Deposit	10,427.22		144,877.61
9/29		WF Direct Pay-Payment- Payroll Sept 30, 2020-Tran ID Dp85831737		5,355.68	
9/29		WF Direct Pay-Payment- September 2020 Reimbursements-Tran ID Dp85831739		6,762.71	132,759.22
Ending balance on 9/30					132,759.22
Totals			\$42,063.41	\$22,662.08	

The Ending Daily Balance does not reflect any pending withdrawals or holds on deposited funds that may have been outstanding on your account when your transactions posted. If you had insufficient available funds when a transaction posted, fees may have been assessed.

**Summary of checks written** (checks listed are also displayed in the preceding Transaction history)

Number	Date	Amount
8702	9/21	138.84

**Monthly service fee summary**

For a complete list of fees and detailed account information, see the disclosures applicable to your account or talk to a banker. Go to [wellsfargo.com/feefaq](https://wellsfargo.com/feefaq) for a link to these documents, and answers to common monthly service fee questions.

Fee period 09/01/2020 - 09/30/2020	Standard monthly service fee \$14.00	You paid \$0.00
<b>How to avoid the monthly service fee</b>	<b>Minimum required</b>	<b>This fee period</b>
Have any <b>ONE</b> of the following account requirements:		
- Average ledger balance	\$7,500.00	\$130,348.00 <input checked="" type="checkbox"/>
- A qualifying transaction from a linked Wells Fargo Merchant Services account	1	0 <input type="checkbox"/>
- Total number of posted debit card purchases or posted debit card payments of bills in any combination	10	0 <input type="checkbox"/>
- Enrollment in a linked Direct Pay service through Wells Fargo Business Online	1	1 <input checked="" type="checkbox"/>
- Combined balance in linked accounts, which may include	\$10,000.00	<input checked="" type="checkbox"/>

WA. Assoc. of Conservation Districts  
Account Reconciliation  
As of Sep 30, 2020  
1086 - WACD Savings (Wells Fargo)  
Bank Statement Date: September 30, 2020

Filter Criteria includes: Report is printed in Detail Format.

Beginning GL Balance	123,363.58
Add: Cash Receipts	
Less: Cash Disbursements	
Add (Less) Other	1.01
Ending GL Balance	<u>123,364.59</u>
Ending Bank Balance	123,364.59
Add back deposits in transit	_____
Total deposits in transit	
(Less) outstanding checks	_____
Total outstanding checks	
Add (Less) Other	_____
Total other	
Unreconciled difference	<u>0.00</u>
Ending GL Balance	<u><u>123,364.59</u></u>

# Business High Yield Savings

September 30, 2020 ■ Page 1 of 4

WELLS  
FARGO

WA ASSOC. OF CONSERVATION DISTRICTS  
16564 BRADLEY RD  
BOW WA 98232-9719

## Questions?

Available by phone 24 hours a day, 7 days a week.  
Telecommunications Relay Services calls accepted

**1-800-CALL-WELLS** (1-800-225-6935)

TTY: 1-800-877-4833

En español: 1-877-337-7454

Online: [wellsfargo.com/biz](https://wellsfargo.com/biz)

Write: Wells Fargo Bank, N.A. (120)  
P.O. Box 6995  
Portland, OR 97228-6995

## Your Business and Wells Fargo

Visit [wellsfargoworks.com](https://wellsfargoworks.com) to explore videos, articles, infographics, interactive tools, and other resources on the topics of business growth, credit, cash flow management, business planning, technology, marketing, and more.



## IMPORTANT ACCOUNT INFORMATION

We're making important changes to the terms and conditions of several of our accounts. If these changes affect you, a detailed message is included below your transaction detail for each impacted account.

### Statement period activity summary

Beginning balance on 9/1	\$123,363.58
Deposits/Credits	1.01
Withdrawals/Debits	- 0.00
<b>Ending balance on 9/30</b>	<b>\$123,364.59</b>
Average ledger balance this period	\$123,363.58

Account number:

**WA ASSOC. OF CONSERVATION DISTRICTS**

Washington account terms and conditions apply

For Direct Deposit use

Routing Number (RTN): 125008547

For Wire Transfers use

Routing Number (RTN): 121000248

### Interest summary

Interest paid this statement	\$1.01
Average collected balance	\$123,363.58
Annual percentage yield earned	0.01%
Interest earned this statement period	\$1.01
Interest paid this year	\$30.81

**Transaction history**

Date	Description	Deposits/ Credits	Withdrawals/ Debits	Ending daily balance
9/30	Interest Payment	1.01		123,364.59
<b>Ending balance on 9/30</b>				<b>123,364.59</b>
<b>Totals</b>		<b>\$1.01</b>	<b>\$0.00</b>	

The Ending Daily Balance does not reflect any pending withdrawals or holds on deposited funds that may have been outstanding on your account when your transactions posted. If you had insufficient available funds when a transaction posted, fees may have been assessed.

**Monthly service fee summary**

For a complete list of fees and detailed account information, see the disclosures applicable to your account or talk to a banker. Go to [wellsfargo.com/feesfaq](http://wellsfargo.com/feesfaq) for a link to these documents, and answers to common monthly service fee questions.

Fee period 09/01/2020 - 09/30/2020	Standard monthly service fee \$10.00	You paid \$0.00
<b>How to avoid the monthly service fee</b>	Minimum required	This fee period
Have any <b>ONE</b> of the following account requirements		
- Minimum daily balance	\$8,000.00	\$123,363.58 <input checked="" type="checkbox"/>
www		

**Account transaction fees summary**

Service charge description	Units used	Units included	Excess units	Service charge per excess units (\$)	Total service charge (\$)
Deposited items	0	20	0	0.50	0.00
Cash Deposited (\$)	0	5,000	0	0.0030	0.00
<b>Total service charges</b>					<b>\$0.00</b>

**IMPORTANT ACCOUNT INFORMATION**

Effective June 1, 2020, the Deposit Account Agreement has been updated.

In the section of the Deposit Account Agreement titled "Available balance, posting order, and overdrafts," the second bullet of the paragraph titled "Then, we sort your transactions into categories before we process them" under the subsection titled "How do we process (post) transactions to your account?" is deleted and replaced with the following: "Then, we process withdrawals/payments we have previously authorized and cannot return unpaid, such as debit card purchases, ATM withdrawals, account transfers, Online Bill Pay transactions, and teller-cashed checks. If we receive more than one of these transactions for payment from your account, we will generally sort and pay them based on the date and time you conducted the transactions. For a debit card transaction, if a merchant does not seek authorization from the Bank at the time of the transaction or you conducted the transaction more than 10 business days before we receive it for payment, we will use the date the transaction is received for payment from your account. For some transactions, such as Online Bill Pay transactions or teller-cashed checks, the time may be assigned by our systems and may vary from the time it was conducted. Multiple transactions that have the same time will be sorted and paid from lowest to highest dollar amount."

For questions, please call the number listed on your statement.



WASHINGTON ASSOCIATION OF  
CONSERVATION DISTRICTS  
16564 BRADLEY ROAD  
BOW WA 98232-9719

## Portfolio Summary

Total Portfolio Value	
<b>\$1,445,715.94</b>	
1 Month Ago	\$1,481,166.22
1 Year Ago	\$1,389,336.12
3 Years Ago	\$855,545.75
5 Years Ago	\$727,357.77

### Keep Performance in Perspective

When you look at your account on a short-term basis, it's easy to get caught up in day-to-day movements. But it's likely you aren't saving for tomorrow or even for the next day - you're saving for long-term financial goals. That's why it's important to maintain a proper perspective. While you can't control market volatility, you can control what you do to keep your investment strategy on track. You and your financial advisor can partner together to make adjustments as needed, so you can stay invested tomorrow and beyond.

### It's Open Enrollment Season

If your employer offers open enrollment for insurance benefits, consider meeting with your financial advisor before making any decisions. He or she can help you evaluate your options to determine what may be right for your situation. (Edward Jones is a licensed insurance producer in all states and Washington, D.C., through Edward D. Jones & Co. L.P. and in CA, NM and MA through Edward Jones Insurance Agency of CA, LLC; Edward Jones Insurance Agency of NM, LLC; and Edward Jones Insurance Agency of MA, LLC.)

### Overview of Accounts

Accounts	Account Holder	Account Number	Value 1 Year Ago	Current Value
Corporate Account Select	Washington Association of		\$204,614.95	\$206,019.26
Corporate Account Advisory Solutions Fund Model	Washington Association of		\$1,152,294.03	\$1,206,962.01
Corporate Account Select	Washington Association of		\$32,427.14	\$32,734.67
<b>Total Accounts</b>			<b>\$1,389,336.12</b>	<b>\$1,445,715.94</b>

Although account information is provided on this page, it does not guarantee an actual statement was produced. Refer to your account statement for the exact registration and more specific details regarding each account.

Important disclosures; such as Statement of Financial Condition, Conditions that Govern Your Account, Account Safety, Errors, Complaints, Withholding, Free Credit Balance, Fair Market Value or Terminology; relating to your account(s) are available on the last page of this package or at [www.edwardjones.com/statementdisclosures](http://www.edwardjones.com/statementdisclosures).

WA. Assoc. of Conservation Districts  
**Account Reconciliation**  
 As of Sep 30, 2020  
 1022 - Long Term Invt (Edward Jones)  
 Bank Statement Date: September 30, 2020

Filter Criteria includes: Report is printed in Detail Format.

Beginning GL Balance		1,242,420.34
Add: Cash Receipts		
Less: Cash Disbursements		
Add (Less) Other		(35,458.33)
Ending GL Balance		1,206,962.01
Ending Bank Balance		1,206,962.01
Add back deposits in transit		
Total deposits in transit		
(Less) outstanding checks		
Total outstanding checks		
Add (Less) Other		
Total other		
Unreconciled difference		0.00
Ending GL Balance		1,206,962.01



Washington Association of  
Conservation Districts

### Rules of the Road: Stick with Quality

Of all the factors to consider when investing, one of the most important is also one of the most overlooked. If you've received tips on today's "hot" investments, especially if they've already performed well, the best advice we can offer is: Ignore them. If it sounds too good to be true, it probably is. See our 10 Rules of the Road at [edwardjones.com/investingrules](http://edwardjones.com/investingrules).

## Corporate - Advisory Solutions Fund Model

### Portfolio Objective - Account: Balanced Growth and Income

For more information about the Advisory Solutions program go to [www.edwardjones.com/advisorybrochures](http://www.edwardjones.com/advisorybrochures).

Account Value	
<b>\$1,206,962.01</b>	
1 Month Ago	\$1,242,420.34
1 Year Ago	\$1,152,294.03
3 Years Ago	\$827,193.14
5 Years Ago	\$704,134.67

Value Summary		
	This Period	This Year
Beginning value	\$1,242,420.34	\$1,200,748.67
Assets added to account	0.00	0.00
Assets withdrawn from account	0.00	0.00
Fees and charges	-1,363.18	-11,557.45
Change in value	-34,095.15	17,770.79
<b>Ending Value</b>	<b>\$1,206,962.01</b>	

For more information regarding the Value Summary section, please visit [www.edwardjones.com/mystatementguide](http://www.edwardjones.com/mystatementguide).

### Asset Details (as of Sep 25, 2020)

additional details at [www.edwardjones.com/access](http://www.edwardjones.com/access)

#### Assets Held At Edward Jones

	Current Yield/Rate	Beginning Balance	Deposits	Withdrawals	Ending Balance
Money Market	0.01%*	\$18.35	\$6.43	—	\$24.78

\* The average yield on the money market fund for the past seven days.

Mutual Funds	Price	Quantity	Cost Basis	Unrealized Gain/Loss	Value
Br Equity Dividend K	17.65	1,331.925	27,179.70	-3,671.22	23,508.48
Blackrock High Yield Bond K	7.37	8,264.178	60,672.03	234.96	60,906.99
Bridge Builder Core Bond	10.98	21,285.223	217,430.01	16,281.74	233,711.75
Bridge Builder Core Plus Bond	10.66	19,614.128	197,522.53	11,564.07	209,086.60
Bridge Builder INTL Equity	11.44	7,236.757	77,524.90	5,263.60	82,788.50

WA. Assoc. of Conservation Districts  
Account Reconciliation  
As of Sep 30, 2020  
1010.30 - PMC Savings (Edward Jones)  
Bank Statement Date: September 30, 2020

Filter Criteria includes: Report is printed in Detail Format.

---

Beginning GL Balance	206,012.30
Add: Cash Receipts	
Less: Cash Disbursements	
Add (Less) Other	<u>6.96</u>
Ending GL Balance	<u>206,019.26</u>
Ending Bank Balance	206,019.26
Add back deposits in transit	<u>                    </u>
Total deposits in transit	
(Less) outstanding checks	<u>                    </u>
Total outstanding checks	
Add (Less) Other	<u>                    </u>
Total other	
Unreconciled difference	<u>0.00</u>
Ending GL Balance	<u>206,019.26</u>





Washington Association of  
Conservation Districts

**Learn How to Avoid Coronavirus Scams**

As you settle into a routine during this new normal related to the pandemic, know that cyber criminals have become quite comfortable and continue to capitalize on the disruptions in your life. Keep ahead of coronavirus scams by familiarizing yourself with the most popular types of cybercrimes at [edwardjones.com/coronavirus-scams](http://edwardjones.com/coronavirus-scams).

**Corporate - Select  
Portfolio Objective - Account: Preservation of Principal**

Account Value	
<b>\$206,019.26</b>	
1 Month Ago	\$206,012.30
1 Year Ago	\$204,614.95
3 Years Ago	\$28,352.61
5 Years Ago	\$23,223.10

Value Summary		
	This Period	This Year
Beginning value	\$206,012.30	\$205,288.43
Assets added to account	0.00	0.00
Assets withdrawn from account	-2.20	-230.78
Fees and charges	0.00	0.00
Change in value	9.16	961.61
<b>Ending Value</b>	<b>\$206,019.26</b>	

For more information regarding the Value Summary section, please visit [www.edwardjones.com/mystatementguide](http://www.edwardjones.com/mystatementguide).

**Asset Details (as of Sep 25, 2020)**

additional details at [www.edwardjones.com/access](http://www.edwardjones.com/access)

**Assets Held At Edward Jones**

					Balance
Cash					<b>\$42.57</b>

WA. Assoc. of Conservation Districts  
**Account Reconciliation**  
 As of Sep 30, 2020  
 1010.10 - IRS Deposit (Edward Jones)  
 Bank Statement Date: September 30, 2020

Filter Criteria includes: Report is printed in Detail Format.

Beginning GL Balance	32,733.58
Add: Cash Receipts	
Less: Cash Disbursements	
Add (Less) Other	1.09
Ending GL Balance	<u>32,734.67</u>
Ending Bank Balance	<u>32,734.67</u>
Add back deposits in transit	_____
Total deposits in transit	
(Less) outstanding checks	_____
Total outstanding checks	
Add (Less) Other	_____
Total other	
Unreconciled difference	<u>0.00</u>
Ending GL Balance	<u><u>32,734.67</u></u>



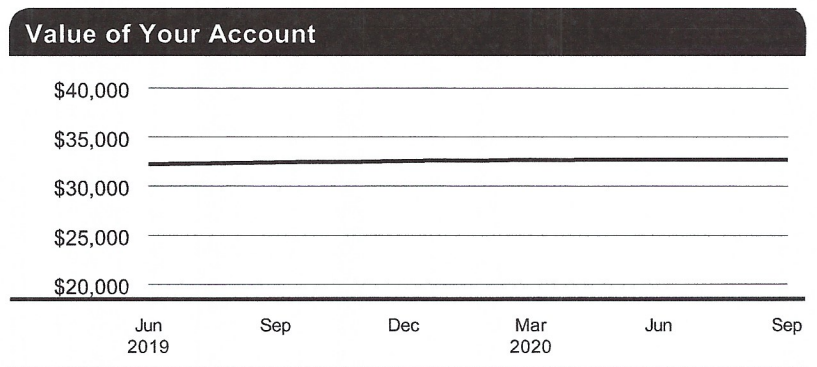
Washington Association of  
Conservation Districts

### Different Needs, Many Choices

It's good to have choices. With Edward Jones, you choose the account options that fit your goals and the way you like to invest. No matter which options you choose, you and your financial advisor will work together to develop a strategy to help you achieve your long-term goals. Talk with your financial advisor today to discuss your choices and which account options may be best-suited to you.

## Corporate - Select Portfolio Objective - Account: Preservation of Principal

Account Value	
<b>\$32,734.67</b>	
1 Month Ago	\$32,733.58
1 Year Ago	\$32,427.14
3 Years Ago	\$0.00
5 Years Ago	\$0.00



Value Summary		
	This Period	This Year
Beginning Value	\$32,733.58	\$32,569.88
Assets Added to Account	0.00	0.00
Assets Withdrawn from Account	0.00	0.00
Fees and Charges	0.00	0.00
Change In Value	1.09	164.79
<b>Ending Value</b>	<b>\$32,734.67</b>	

For more information regarding the Value Summary section, please visit [www.edwardjones.com/mystatementguide](http://www.edwardjones.com/mystatementguide).

Rate of Return					
Your Personal Rate of Return for Assets Held at Edward Jones	This Quarter	Year to Date	Last 12 Months	3 Years Annualized	5 Years Annualized
		0.02%	0.51%	0.95%	—

WA. Assoc. of Conservation Districts  
 Account Reconciliation  
 As of Sep 30, 2020  
 1000 - PMC Checking (Banner Bank)  
 Bank Statement Date: September 30, 2020

Filter Criteria includes: Report is printed in Detail Format.

Beginning GL Balance			127,990.16
Add: Cash Receipts			42,454.26
Less: Cash Disbursements			(92,997.27)
Add (Less) Other			(13,436.51)
Ending GL Balance			<u>64,010.64</u>
Ending Bank Balance			80,873.38
Add back deposits in transit			
	Apr 9, 2020	RS Petersen	<u>109.15</u>
Total deposits in transit			109.15
(Less) outstanding checks			
	Sep 9, 2020	26002	(992.20)
	Sep 10, 2020	26003	(200.00)
	Sep 14, 2020	26007	(164.00)
	Sep 16, 2020	26021	(360.00)
	Sep 22, 2020	26029	(197.47)
	Sep 22, 2020	26030	(490.00)
	Sep 22, 2020	26031	(45.02)
	Sep 29, 2020	26033	(295.00)
	Sep 29, 2020	26034	(1,078.46)
	Sep 29, 2020	26035	(485.00)
	Sep 29, 2020	26036	(188.30)
	Sep 29, 2020	26037	(46.17)
	Sep 29, 2020	26038	(205.06)
	Sep 30, 2020	26039	(3,098.38)
	Sep 30, 2020	26040	(1,863.05)
	Sep 30, 2020	26042	(2,073.42)
	Sep 30, 2020	26043	(1,771.62)
	Sep 30, 2020	26045	(596.74)
	Sep 30, 2020	26047	(607.64)
	Sep 30, 2020	26048	(607.64)
	Sep 30, 2020	26049	<u>(1,606.72)</u>
Total outstanding checks			(16,971.89)
Add (Less) Other			
Total other			
Unreconciled difference			<u>0.00</u>
Ending GL Balance			<u><u>64,010.64</u></u>




10 South First Avenue  
 P.O. Box 907  
 Walla Walla, WA 99362-0265  
 bannerbank.com

**Statement of Account**

Statement Date 09/30/20  
 Page 1 of 3  
 Account Number XXXXXXXXXXXXX5697  
 (509) 527-3636 | (800) 272-9933 Toll-Free

Washington Assoc Of Conservation Dist  
 16564 Bradley Rd  
 Bow WA 96232-9702



**SUMMARY OF ACCOUNTS**

Complete Business Int Checking	XXXXXXXXXXXX5697	\$80,873.38	Banner's Best Checking - We're changing your Safe Deposit benefit to require auto-pay. Beginning 12/1/20 the benefit will be: 50% off Safe Deposit annual rental fee (requires auto-pay from a Banner's Best Checking account).
--------------------------------	------------------	-------------	---

**CHECKING ACCOUNT**

XXXXXXXXXXXX5697

**Complete Business Int Checking**

Account Title: Washington Assoc Of Conservation Dist		Statement Dates	9/01/20 thru 9/30/20
Account Number XXXXXXXXXXXXXXX5697		Days in the statement period	30
Previous Balance	142,198.98	Average Ledger	98,542.74
19 Deposits/Credits	42,947.61	Average Collected	97,587.02
7 Debits	13,444.51	Interest Earned	8.00
48 Checks	90,836.70	Annual Percentage Yield Earned	0.10%
Service Charge	.00	2020 Interest Paid	86.12
Interest Paid	8.00		
Current Balance	80,873.38		

**Deposits and Additions**

Date	Description	Amount
9/01	Deposit	5,373.25
9/01	BANKCARD MERCH DEP CCD 948907957098888 1246825337	247.00
9/02	BANKCARD MERCH DEP CCD 948907957098888 1246825337	355.50
9/03	BANKCARD MERCH DEP CCD 948907957098888 1246825337	104.45
9/09	Deposit	5,271.75



10 South First Avenue  
 P.O. Box 907  
 Walla Walla, WA 99362-0265  
 bannerbank.com

### Statement of Account

Statement Date 09/30/20  
 Page 2 of 3  
 Account Number XXXXXXXXXXXX5697

(509) 527-3536 | (800) 272-9933 Toll-Free

9/11	BANKCARD	MERCH DEP CCD	948907957098888	1246825337	
9/14	Deposit				1,083.65
9/14	BANKCARD	MERCH DEP CCD	948907957098888	1246825337	10,854.50
9/15	BANKCARD	MERCH DEP CCD	948907957098888	1246825337	94.00
9/16	Deposit				1,978.70
9/17	BANKCARD	MERCH DEP CCD	948907957098888	1246825337	164.80
9/18	BANKCARD	MERCH DEP CCD	948907957098888	1246825337	279.12
9/21	Deposit				394.94
9/22	Deposit				2,719.63
9/24	BANKCARD	MERCH DEP CCD	948907957098888	1246825337	889.66
9/29	Deposit				1,328.00
9/30	Deposit				1,989.55
9/30	BANKCARD	MERCH DEP CCD	948907957098888	1246825337	2,620.25
9/30	WA ASSOC. OF CON	DEPOSIT CCD	DP85878393	BIZEDP	436.15
9/30	Interest Deposit				6,762.71
					8.00

#### Withdrawals and Deductions

Date	Description	Amount
9/01	EDWARD JONES INVESTMENT PPD 4496699001	-849.20
9/02	BANKCARD MERCH FEES CCD 948907957098888 1246825337	-226.27
9/03	IRS USATAXPYMT CCD 270064740559465 3387702000	2,396.71
9/03	IRS USATAXPYMT CCD 270064780499254 3387702000	-2,865.22
9/17	EDWARD JONES INVESTMENT PPD 4496699001	-995.24
9/17	IRS USATAXPYMT CCD 270066140672800 3387702000	-2,960.40
9/17	IRS USATAXPYMT CCD 270066163824030 3387702000	-3,151.47

#### Checks In Number Order

Date	Check No	Amount	Date	Check No	Amount
9/03	25954	1,258.13	9/29	26005	2,500.00
9/22	25973*	814.29	9/17	26006	55.00
9/01	25980*	13.91	9/21	26008*	40.07
9/01	25982*	955.70	9/21	26009	120.00
9/02	25983	3,098.38	9/17	26010	385.64
9/02	25984	1,863.05	9/25	26011	1,564.57
9/01	25985	1,857.18	9/18	26012	403.08
9/03	25986	1,775.08	9/18	26013	152.82
9/01	25987	1,570.82	9/21	26014	3,111.69
9/22	25988	1,069.76	9/17	26015	1,865.27
9/03	25989	624.26	9/18	26016	2,073.65
9/02	25990	623.56	9/17	26017	1,776.61
9/02	25992*	659.03	9/16	26018	1,624.36
9/02	25993	659.59	9/21	26019	508.40
9/02	25994	621.34	9/22	26020	6,660.00
9/14	25995	70.00	9/22	26022*	69.05
9/09	25996	417.35	9/23	26023	145.75
9/09	25997	39,440.50	9/23	26024	58.56
9/08	25998	46.17	9/21	26025	20.63
9/08	25999	36.01	9/29	26026	46.41
9/18	26000	21.60	9/25	26027	8,086.86
9/15	26001	240.45	9/23	26028	335.77
9/30	26004*	100.00	9/25	26032*	242.61



10 South First Avenue  
 P.O. Box 907  
 Wata Walla, WA 99362-0265  
 bannerbank.com

**Statement of Account**

Statement Date 09/30/20  
 Page 3 of 3  
 Account Number XXXXXXXXXXXXX5697  
 (509) 527-3636 | (800) 272-9933 Toll-Free

**Checks In Number Order (Continued)**

Date	Check No	Amount
9/30	26044*	576.87

\*Denotes missing check numbers.

Date	Check No	Amount
9/30	26046*	576.87

**Daily Balance Summary**

Date	Balance	Date	Balance	Date	Balance
09/01	142,572.42	09/14	103,655.62	09/22	81,962.99
09/02	135,176.70	09/15	105,393.87	09/23	81,422.91
09/03	126,361.75	09/16	103,934.31	09/24	82,750.91
09/08	126,279.57	09/17	93,023.80	09/25	72,856.87
09/09	91,693.47	09/18	90,767.59	09/29	72,300.01
09/11	92,777.12	09/21	89,686.43	09/30	80,873.38

**Interest Rate Summary**

Date	Rate
8/31	0.100000%

\*\*\*\*\* END OF STATEMENT \*\*\*\*\*

## WA. Assoc. of Conservation Districts

## Account Reconciliation

As of Sep 30, 2020

1010 - PMC Savings (Banner Bank)

Bank Statement Date: September 30, 2020

Filter Criteria includes: Report is printed in Detail Format.

---

Beginning GL Balance	79,790.29
Add: Cash Receipts	
Less: Cash Disbursements	
Add (Less) Other	10.03
Ending GL Balance	<u>79,800.32</u>
Ending Bank Balance	79,800.32
Add back deposits in transit	
Total deposits in transit	
(Less) outstanding checks	
Total outstanding checks	
Add (Less) Other	
Total other	
Unreconciled difference	0.00
Ending GL Balance	<u>79,800.32</u>

---





10 South First Avenue  
 P.O. Box 907  
 Walla Walla, WA 99362-0255  
 bannerbank.com

**Statement of Account**

Statement Date 09/30/20  
 Page 1 of 1  
 Account Number XXXXXXXXXXXXX4588  
 (509) 527-3636 | (800) 272-9933 Toll-Free

Washington Assoc Of Conservation Dist  
 16564 Bradley Rd  
 Bow WA 99232-9702



**SUMMARY OF ACCOUNTS**

Business Savings	XXXXXXXXXXXX4588	\$79,800.32	Banner's Best Checking - We're changing your Safe Deposit benefit to require auto-pay. Beginning 12/1/20 the benefit will be: 50% off Safe Deposit annual rental fee (requires auto-pay from a Banner's Best Checking account).
------------------	------------------	-------------	---

**SAVINGS ACCOUNT**

XXXXXXXXXXXX4588

**Business Savings**

Account Title: Washington Assoc Of Conservation Dist		Statement Dates	7/01/20 thru 9/30/20
Account Number	XXXXXXXXXXXX4588	Days in the statement period	92
Previous Balance	\$79,790.29	Average Ledger	\$79,790.29
Deposits/Credits	\$0.00	Average Collected	\$79,790.29
Checks/Debits	\$0.00	Interest Earned	\$10.03
Service Charge	\$0.00	Annual Percentage Yield Earned	0.05%
Interest Paid	\$10.03	2020 Interest Paid	\$36.84
Current Balance	\$79,800.32		

**Deposits and Additions**

Date	Description	Amount
9/30	Interest Deposit	10.03

\*\*\*\*\* END OF STATEMENT \*\*\*\*\*

WA. Assoc. of Conservation Districts

**Aged Payables**

As of Sep 30, 2020

Filter Criteria includes: 1) Includes Drop Shipments. Report order is by ID. Report is printed in Detail Format.

Vendor ID	Vendor	Invoice/C	Date Due	0 - 30	31 - 60	61 - 90	Over 90 days	Amount Due
SE125	Sedro Woolley Auto Parts, Inc.	IC-32272	6/14/20				-38.28	-38.28
SE125	Sedro Woolley Auto Parts, Inc.						-38.28	-38.28
SK150	Skagit Farmers Supply	261322	9/30/20	506.40				506.40
		213672	9/30/20	129.74				129.74
		6003992	9/30/20	325.27				325.27
SK150	Skagit Farmers Supply			961.41				961.41
Report Total				961.41			-38.28	923.13

## WA. Assoc. of Conservation Districts

## Aged Receivables

As of Sep 30, 2020

Filter Criteria includes: 1) Includes Drop Shipments. Report order is by ID. Report is printed in Detail Format.

Customer Bill To Contact Telephone 1	Invoice/CM #	0 - 30	31 - 60	61 - 90	Over 90 days	Amount Due
Adams Conservation District Cara Hulce 509-659-1553	Dues #1				3,888.89	3,888.89
Adams Conservation District					3,888.89	3,888.89
Jefferson County Conservation Distri Al Cairns 360-385-4105	Dues #16				3,888.89	3,888.89
Jefferson County Conservation Distri					3,888.89	3,888.89
San Juan Islands Conservation Distri Mike Ramsey 360-378-6621	Dues #32				3,888.89	3,888.89
San Juan Islands Conservation Distri					3,888.89	3,888.89
Underwood Conservation District Tova Tillinghast 360-754-3588 ext 136	Dues #40				3,888.89	3,888.89
Underwood Conservation District					3,888.89	3,888.89
					15,555.56	15,555.56

## WA. Assoc. of Conservation Districts

## Aged Receivables

As of Sep 30, 2020

Filter Criteria includes: 1) Includes Drop Shipments. Report order is by ID. Report is printed in Detail Format.

Customer	Customer Bill To Contact Telephone 1	Invoice/CM #	0 - 30	31 - 60	61 - 90	Over 90 days	Amount Due
AG0001	Agua Tierra Land & Water Services, Christian Fromuth 360-754-3755	20-517-Final FC Sept 2020	2.22			300.55	300.55 2.22
AG0001	Agua Tierra Land & Water Services,		2.22			300.55	302.77
BE0020	Beaver Lake Nursery (Bulmaro Pach Bulmaro Pacheco 503-632-4787	21-123-Deposit	9,579.75				9,579.75
BE0020	Beaver Lake Nursery (Bulmaro Pach		9,579.75				9,579.75
CA0180	Cascadia Farm and Forestry Services Ian Smith 360-319-8917	21-104-Deposit		6,296.00			6,296.00
CA0180	Cascadia Farm and Forestry Services			6,296.00			6,296.00
CO0115	Columbia River Estuary Study Jason Smith 503-325-0435 ext 219	21-172-Deposit	493.25				493.25
CO0115	Columbia River Estuary Study		493.25				493.25
EC0040	Ecological Land Services (E Brassfie Eric Brassfield 360-578-1371 ext 10	21-044-Deposit		750.00			750.00
EC0040	Ecological Land Services (E Brassfie			750.00			750.00
FO0010	Forest Management Solutions LLC Ben Carlsen	21-006-Deposit	3,600.00				3,600.00
FO0010	Forest Management Solutions LLC		3,600.00				3,600.00
FO0070	Forterra (Christine Stephens) Christine Stephens 206-204-8065	21-037-Deposit		234.00			234.00
FO0070	Forterra (Christine Stephens)			234.00			234.00
FO0195	Fox Erosion Control & Landscape (T Tory Marsh 503-880-9821	21-138-Deposit	5,156.00				5,156.00
FO0195	Fox Erosion Control & Landscape (T		5,156.00				5,156.00

## WA. Assoc. of Conservation Districts

## Aged Receivables

As of Sep 30, 2020

Filter Criteria includes: 1) Includes Drop Shipments. Report order is by ID. Report is printed in Detail Format.

Customer	Customer Bill To Contact Telephone 1	Invoice/CM #	0 - 30	31 - 60	61 - 90	Over 90 days	Amount Due
HA0110	Harold M. Miller Landscape Nursery Harold Miller 503-399-1599	21-117-Deposit		155.50			155.50
HA0110	Harold M. Miller Landscape Nursery			155.50			155.50
HO0025	Hood Canal Salmon Enhancement Gr Alex Papiez 360-275-3575 ext. 12	21-169-Deposit	2,589.00				2,589.00
HO0025	Hood Canal Salmon Enhancement Gr		2,589.00				2,589.00
JM0001	JM Tree Trimming Joe Mendoza 360-300-7481	20-485-Final FCJuly2020 21-020-Deposit August FC 2020 Sept FC 2020			1.61	29.99	29.99 1.61 586.00 0.50 0.50
JM0001	JM Tree Trimming		1.00	586.00	1.61	29.99	618.60
KI0250	Kitsap CD (Jesse Adams) Jesse Adams 360-204-5529 ext 128	21-137-Deposit 21-143-Deposit	722.25 275.00				722.25 275.00
KI0250	Kitsap CD (Jesse Adams)		997.25				997.25
NO0035	Nooksack Indian Tribe (Eric Stover) Eric Stover 360-592-5140 x 3141	21-178-Deposit	2,837.00				2,837.00
NO0035	Nooksack Indian Tribe (Eric Stover)		2,837.00				2,837.00
NO0055	Nordvind Company Rick Hewson 206-963-0949	21-183-Final	520.80				520.80
NO0055	Nordvind Company		520.80				520.80
NO0150	North Star Farm Gabrielle Hall 360-622-9626	21-130-Deposit	176.00				176.00
NO0150	North Star Farm		176.00				176.00
NO0235	Northwest Nursery Sales Carl Buchanan 503-740-6876	21-171-Deposit	155.75				155.75

## WA. Assoc. of Conservation Districts

## Aged Receivables

As of Sep 30, 2020

Filter Criteria includes: 1) Includes Drop Shipments. Report order is by ID. Report is printed in Detail Format.

Customer	Customer Bill To Contact Telephone 1	Invoice/CM #	0 - 30	31 - 60	61 - 90	Over 90 days	Amount Due
NO0235	Northwest Nursery Sales		155.75				155.75
OL0030	Olympic Terrace HOA Chris Grassi 360-344-2222	21-180-Deposit	332.07				332.07
OL0030	Olympic Terrace HOA		332.07				332.07
OU0001	Out West Landscape & Irrigation, Inc Nicole Ballew 360-863-2797	21-165-Deposit	480.00				480.00
OU0001	Out West Landscape & Irrigation, Inc		480.00				480.00
OX0001	Oxbow Farm and Conservation Cent Matthew Distler 206-743-6005	21-181-Deposit	1,162.00				1,162.00
OX0001	Oxbow Farm and Conservation Cent		1,162.00				1,162.00
PA0185	Palouse Conservation District (Garret Garrett Lacivita 509-332-4101 ext 119	21-152-Deposit	6,529.50				6,529.50
PA0185	Palouse Conservation District (Garret		6,529.50				6,529.50
PG0001	P&G Landscaping Cassie Malloy 425-485-6091	21-139-Deposit	393.98				393.98
PG0001	P&G Landscaping		393.98				393.98
PL0020	Plants of the Wild Kathy Hutton 509-284-2848	21-175-Deposit	98.75				98.75
PL0020	Plants of the Wild		98.75				98.75
RA0070	Raintree Nursery Tina Cline 800-291-8892 ext 233	21-029-Deposit		238.25			238.25
RA0070	Raintree Nursery			238.25			238.25
SA0065	San Juan Preservation Trust	21-186-Deposit	595.34				595.34

WA. Assoc. of Conservation Districts  
**Aged Receivables**  
 As of Sep 30, 2020

Filter Criteria includes: 1) Includes Drop Shipments. Report order is by ID. Report is printed in Detail Format.

Customer	Customer Bill To Contact Telephone 1	Invoice/CM #	0 - 30	31 - 60	61 - 90	Over 90 days	Amount Due
	Dean Dougherty 360-317-4916						
SA0065	San Juan Preservation Trust		595.34				595.34
SK0130	Skagit River System Coop. (Brenda) Brenda Clifton 360-770-5375	21-160-Deposit	740.00				740.00
SK0130	Skagit River System Coop. (Brenda)		740.00				740.00
SO0010	Sound Native Plants (Chad) Chad Stemm 360-909-2669	21-168-Deposit	2,819.00				2,819.00
SO0010	Sound Native Plants (Chad)		2,819.00				2,819.00
SO0040	Sound Salmon Solutions (Jessica Lan) Jessica Lange 425-252-6686	21-144-Deposit 21-158-Deposit	342.86 1,098.60				342.86 1,098.60
SO0040	Sound Salmon Solutions (Jessica Lan)		1,441.46				1,441.46
ST0045	Stevens County CD (Linda Hansen) Linda Hansen 509-684-7579	21-048-Deposit		563.75			563.75
ST0045	Stevens County CD (Linda Hansen)			563.75			563.75
TR0010	TransAlta Centralia Mining Tammy Stout 360-330-8140	21-170-Deposit	31,183.00				31,183.00
TR0010	TransAlta Centralia Mining		31,183.00				31,183.00
TR0020	Tree Best Reforesters, Inc. Tim O'Neill 503-623-2028	20-039-Final FCMay2020 FCJune2020 FCJuly2020 FCSept2020				257.53 4.40 1.78 3.94	257.53 4.40 1.78 3.94 4.95
TR0020	Tree Best Reforesters, Inc.		4.95		3.94	263.71	272.60
TU0050	Turnbull National Wildlife Refuge Brian Walker 509-235-4723	Turnbull Partner Spokane Watershed	1,910.00	1,311.00			1,311.00 1,910.00
TU0050	Turnbull National Wildlife Refuge		1,910.00	1,311.00			3,221.00

WA. Assoc. of Conservation Districts  
**Aged Receivables**  
 As of Sep 30, 2020

Filter Criteria includes: 1) Includes Drop Shipments. Report order is by ID. Report is printed in Detail Format.

Customer	Customer Bill To Contact Telephone 1	Invoice/CM #	0 - 30	31 - 60	61 - 90	Over 90 days	Amount Due
VA0050	Vashon Land Trust (Abel Eckhardt) Abel Eckhardt 360-948-7644	21-156-Deposit	275.55				275.55
VA0050	Vashon Land Trust (Abel Eckhardt)		275.55				275.55
WE0060	Western Native Plants Megan Nichols 541-363-1050	21-141-Deposit	343.50				343.50
WE0060	Western Native Plants		343.50				343.50
WE0120	Wetlands Creation, Inc. (Tim Laulain Tim Laulainen 425-248-5567	21-129-Deposit	185.00				185.00
WE0120	Wetlands Creation, Inc. (Tim Laulain		185.00				185.00
WH0120	Whidbey Island CD (Shannon Bly)						
ZJU001	Melvin Judd 253-691-4771	21-166-Deposit	109.35				109.35
ZJU001	Melvin Judd		109.35				109.35
Report Tota			74,711.47	10,134.50	5.55	594.25	85,445.77



## SICK AND ANNUAL LEAVE - September 2020

### SICK LEAVE

Name	Ending Balance 8/31/20	Accrued Sept.	YTD Accrued	Taken Sept.	YTD Taken	Sick Remaining
Ryan Baye	152	8	72	32	56	128
Jim Brown	947	8	72	0	9	955
John Knox	158	8	72	0	21	166
Lori Mclaughlin	177	8	72	18	61	167
Bill Mulder	396.5	8	72	10	45.5	394.5
Jessica Oman	20	8	72	16	72	12
Herminia Sanchez	13	8	68	0	51	21
Tom Salzer	40	8	72	6	30	42

### ANNUAL LEAVE

Name	Ending Balance 8/31/20	Personnal Holiday	Accrued Sept.	YTD Accrued	Taken Sept.	YTD Taken	Vacation Remaining	Liability
Ryan Baye	164	8	12	108	0	64	176	\$ 4,741.68
Jim Brown	256	0	12	108	40	120	228	\$ 10,175.64
John Knox	28	8	8	72	0	92	36	\$ 974.52
Lori Mclaughlin	263	8	12	108	23	93	252	\$ 9,089.60
Bill Mulder	220	8	12	108	16	125	216	\$ 5,671.68
Jessica Oman	24	8	8	72	24	68	8	\$ 183.84
Herminia Sanchez	68	0	4	64	72	0	0	\$ -
Tom Salzer	112	8	16	144	4	20	124	\$ 6,652.60

\$ 30,836.96

This is the amount that on the Statement of Financial Position (Sept.)

WACD	\$ 11,394.28
PMC	<u>\$ 19,442.68</u>
	\$ 30,836.96