

**WACD Financial Report Comments**  
**August 31, 2020**

**Statement of Financial Position - ASSETS**

- **Net Assets:** Net Income for August was \$108,229.11
  - Executive Net Income (as of 08/31/20) \$128,940.62
  - Unrealized Gains (Edward Jones) \$ 91,165.78
  - PMC Net Income (as of 08/31/20) -\$111,877.29\*
  - \$108,229.11

*\* The Plant Materials Center will not post a positive cash flow until February 2021.*

- **Current Assets – PMC:** PMC assets (checking and savings) at Banner Bank are \$207,780.45 and PMC Savings at Edward Jones is \$206,012.30.
- **Current Assets – Executive:** Executive assets (checking and savings) at Wells Fargo are \$236,721.47.
- **Aged Receivables for PMC:** \$41,793.14 – Customer deposits on plants are not due until December 1st

0 - 30 Days	\$ 41,193.34
31 - 60 Days	\$ 5.55
61 - 90 Days:	\$ 1.78
Over 90 Days	\$ 592.47

- **Aged Receivables for Executive:** \$54,009.53. Per the 2018 Audit, Larson Gross recommended that dues receivable be recorded in the accounting system when invoiced (July 1<sup>st</sup>). This would allow management to collect on unpaid receivables in a timely manner.

0 - 30 Days	\$ 3,453.95
31 - 60 Days	
61 - 90 Days:	\$ 50,555.58
Over 90 Days	

The following Districts have not paid their dues: Adams, Eastern Klickitat, Ferry, Mason, Pacific, Palouse, Pine Creek, San Juan Island, South Douglas, Spokane County, Underwood, and Whidbey Island.

The following District has let WACD know that they will not be paying their dues: Jefferson.

- Prepaid Expenses – PMC: Per the recommendation from our accountant, we created a new Prepaid Expenses – this is for prepayment of our 2019 payment to the IRS. Larson Gross estimated what our 2019 income tax liability would be and recommended that it be paid quarterly to avoid penalties next year when we submit our 990T form.
- Long Term Investments: As of August 31<sup>st</sup>, the value of the Long-Term Investments was \$1,242,420.34 (up from 1,207,493.43 in July).

**Statement of Financial Position – LIABILITIES AND ASSETS**

- Prepaid Expenses - Executive: This is for a deposit for the 2021 annual meeting.
- Current Liabilities – PMC:
  - Unrecognized Tax Benefit Liability – Our previous accountant did not file the 990-T. Given that the statute of limitations does not begin until a 990-T is filed, then this liability will likely stay on the books in case the IRS decides to go back and audit us.

**Executive Operations Profit and Loss:**

- Revenue is at 54.07% and expenses are at 15.27% of the Fiscal Year 2020-21 budget. The Executive Operations had a net income of \$128,940.62.
- Fiscal Year-to-Date Breakdown of Consulting Services:

Martin Flynn Public Affairs	\$ 6,000.00
Martin Flynn Public Affairs (Reimbursements)	
TOTAL	\$ 3,000.00

**Plant Materials Center Profit and Loss**

- Revenue is at .04% and expenses are at 9.71% of the Fiscal Year 2020-21 budget. The Plant Materials Center had a loss of -\$111,877.29 (this number does not include the unrealized gain from Edward Jones) The Plant Materials Center will not post a positive cash flow until February 2021.

**Plant Sales**

	Total	% of Budget	# of Orders
August 2020	\$ 385,760.36	35%	113
August 2019	\$ 582,401.56	53%	74

Washington Association of Conservation Districts  
Statement of Financial Position  
August 31, 2020

ASSETS

Current Assets - PMC

PMC Checking (Banner Bank)	\$ 127,990.16
PMC Savings (Banner Bank)	79,790.29
IRS Deposit (Edward Jones)	32,733.58
PMC Savings (Edward Jones)	206,012.30

Total PMC Current Assets 446,526.33

Current Assets - EXEC

WACD Checking (Wells Fargo)	113,357.89
WACD Savings (Wells Fargo)	123,363.58

Total EXEC Current Assets 236,721.47

Other Current Assets - PMC

Inventory Value (June 30 2020)	137,882.74
--------------------------------	------------

Total Other Current Assets 137,882.74

Aged Receivables - PMC

PMC Accounts Receivable	41,793.14
-------------------------	-----------

Total PMC Aged Receivable 41,793.14

Prepaid Expenses - PMC

Prepaid Expenses (PMC) - 990T	19,600.00
-------------------------------	-----------

Total PMC Prepaid Expense 19,600.00

Accounts Receivables - EXEC

WACD Accounts Receivable	54,009.53
--------------------------	-----------

Total WACD Accounts Receivable 54,009.53

Prepaid Expenses - EXEC

Prepaid Expenses (Exec)	1,500.00
-------------------------	----------

Total EXEC Prepaid Expense 1,500.00

Total Current Assets 938,033.21

Property and Equipment - PMC

Machinery (PMC)	410,041.52
Automobiles (PMC)	7,200.00
Computer Equipment (PMC)	4,438.95
Pole Building (PMC)	14,794.65
Lease Improvements (PMC)	40,100.12
Accum. Depreciation Machinery	(295,599.59)
Accum. Depreciation Auto	(7,200.00)
Accum. Depreciation Computers	(2,815.15)
Accum. Depreciation Buildings	(3,161.77)
Accum. Depreciation Lease Impr	(3,202.12)

Total Property and Equipment - PMC 164,596.61

Property and Equipment - EXEC

Automobiles (EXEC)	22,457.30
Accum. Depreciation - Auto	(22,457.30)

Total Property and Equipment - EXEC 0.00

Washington Association of Conservation Districts  
Statement of Financial Position  
August 31, 2020

Total Property and Equipment		164,596.61
<u>Long Term Investments - PMC</u>		
Long Term Invt (Edward Jones)	1,242,420.34	
Total Long Term Investments		1,242,420.34
Total Assets		\$ 2,345,050.16

LIABILITIES AND NET ASSETS

<u>Current Liabilities - PMC</u>		
Accounts Payable (PMC)	\$ 46.73	
Accrued Vacation (PMC)	23,215.44	
Customer Deposit (Plants) 2021	140,546.72	
Due to IRS	26,072.00	
Federal Taxes (941 - Office)	2,865.22	
Federal Taxes (943 - Nursery)	2,396.71	
SUTA Taxes (State)	314.99	
L&I Taxes	2,088.22	
WA Paid Family Leave	172.66	
Simple IRA	424.60	
Unrecognized Tax Benefit Liabi	73,000.00	
Total PMC Current Liabilities		271,143.29
<u>Current Liabilities - EXEC</u>		
SUTA Taxes (State)	43.76	
L&I Taxes	148.17	
Simple IRA	206.52	
WA Paid Family Leave	69.76	
Accrued Vacation (EXEC)	10,441.24	
Total WACD Current Liabilities		10,909.45
Total Current Liabilities		282,052.74
<u>Net Assets</u>		
<u>Unrestricted Net Assets</u>		
Unrestricted Net Assets	698,281.86	
Net Income*	108,229.11	
Total Unrestricted Net Assets		806,510.97
<u>Restricted Net Assets - EXEC</u>		
Leadership Development Funds	12,019.10	
Total WACD Restricted Net Assets		12,019.10
<u>Restricted Net Assets - PMC</u>		
Operating Reserves	480,700.00	
Retained Earnings Reserves	100,000.00	
Capital/Depreciation Reserves	455,974.85	
<u>Prior Year Inventory Adjustment - PMC</u>		
Prior Year Inventory	207,792.50	
Total PMC Restricted Net Assets		1,244,467.35

Washington Association of Conservation Districts  
Statement of Financial Position  
August 31, 2020

Total Liabilities & Net Assets	\$ <u><u>2,345,050.16</u></u>
--------------------------------	-------------------------------

\*Net Income is the difference between the revenue and expenses  
(YEAR TO DATE ACTUALS) as shown on the Income Statement  
compared with Budget for Executive Operations and the Plant Materials Center

Plant Material Center  
Profit and Loss  
August 31, 2020

	Actuals for August 31, 2020	Year to Date Actual	Fiscal Year Budget	% of Budget
<u>Operating Revenues</u>				
Brokered Plants	\$ 0.00	\$ 0.00	\$ 60,000.00	0.00
Contract Growing	0.00	0.00	9,200.00	0.00
Plant Sales	(462.22)	(462.22)	1,025,000.00	(0.05)
Plug Sales	0.00	0.00	4,500.00	0.00
Interest Income	20.99	45.78	2,500.00	1.83
Restocking Fee	0.00	0.00	1,500.00	0.00
Other Income	0.00	0.00	750.00	0.00
Packaging/Storage Fee	0.00	0.00	700.00	0.00
Shipping Charges Reimbursed	0.00	0.00	45,000.00	0.00
Finance Income	5.45	11.00	0.00	0.00
	<hr/>	<hr/>	<hr/>	
Total Operating Revenues	(435.78)	(405.44)	1,149,150.00	(0.04)
<u>Edward Jones Investment Account</u>				
Unrealized Gain/Loss	36,258.60	91,165.78	0.00	0.00
	<hr/>	<hr/>	<hr/>	
Total Revenues	35,822.82	90,760.34	1,149,150.00	7.90
<u>Expenses</u>				
Accounting Expenses	100.00	200.00	2,100.00	9.52
Advertising	0.00	0.00	2,500.00	0.00
Bank / Credit Card Charges	128.17	268.05	6,000.00	4.47
Brokered Stock	810.00	810.00	45,000.00	1.80
Cleaning Supplies	21.40	32.24	1,500.00	2.15
Communications	108.67	217.33	1,300.00	16.72
Education & Registrations	0.00	0.00	1,500.00	0.00
Executive Operations	0.00	0.00	75,000.00	0.00
Farm and Nursery Supplies	320.91	678.47	9,500.00	7.14
Fuel	130.45	684.57	4,500.00	15.21
Insurance Expense	407.69	815.38	6,300.00	12.94
IT Support & Technology	107.42	183.36	3,000.00	6.11
Lease Payment	0.00	0.00	1.00	0.00
Licenses & Memberships	110.50	303.50	1,600.00	18.97
Office Supplies	438.77	456.08	2,000.00	22.80
Packaging Supplies	0.00	0.00	20,000.00	0.00
Postage	54.75	54.75	500.00	10.95
Property Tax	0.00	0.00	3,000.00	0.00
Repair & Maintenance - Bldg	0.00	6.50	2,000.00	0.33
Repair & Maintenance - Equip.	44.46	358.67	4,000.00	8.97
Taxes - B&O Tax	0.00	0.00	8,000.00	0.00
Travel, Meals and Meetings	0.00	0.00	2,000.00	0.00
Utilities	285.09	627.98	9,800.00	6.41
Management Fee (State of WA)	0.00	0.00	125.00	0.00
Cold Storage	0.00	60.00	3,500.00	1.71
Shipping - Inbound	0.00	0.00	2,500.00	0.00
Shipping - Outbound	0.00	0.00	37,000.00	0.00
Chemicals	1,203.27	1,203.27	45,000.00	2.67
Fertilizer	0.00	1,400.00	10,000.00	14.00
Seeds	679.25	9,265.68	53,000.00	17.48
Transplants	0.00	0.00	33,500.00	0.00
Employee Medical Benefits	4,899.20	11,504.87	81,300.00	14.15
Wages - Staff	27,396.56	57,031.49	331,266.64	17.22
Wages - Staff Overtime	0.00	0.00	500.00	0.00
Wages - Seasonal Labor	1,181.25	11,144.99	230,000.00	4.85
Wages - Labor Contractor	0.00	0.00	10,000.00	0.00

For Management Purposes Only

Plant Material Center  
Profit and Loss  
August 31, 2020

	Actuals for August 31, 2020	Year to Date Actual	Fiscal Year Budget	% of Budget
Simple IRA (Retirement)	953.94	1,913.60	11,000.00	17.40
Payroll Tax - FICA/Medicare	2,186.18	5,215.44	46,000.00	11.34
Payroll Tax - FUTA	0.00	0.00	1,500.00	0.00
Payroll Tax - L&I	553.66	1,541.79	23,000.00	6.70
Payroll Tax - SUTA	120.98	314.99	2,500.00	12.60
Investment Management Fees	1,331.69	2,601.47	15,000.00	17.34
Wages - Accrued Vacation	(1,665.80)	(3,680.18)	0.00	0.00
Depreciation Expense	3,091.70	6,257.56	0.00	0.00
	<hr/>	<hr/>	<hr/>	
Total Expenses	45,000.16	111,471.85	1,147,792.64	9.71
	<hr/>	<hr/>	<hr/>	
Net Income	\$ (9,177.34)	\$ (20,711.51)	\$ 1,357.36	(1,525.87)
	<hr/> <hr/>	<hr/> <hr/>	<hr/> <hr/>	
<u>Funded from Reserve Accounts</u>				
	<hr/>	<hr/>	<hr/>	
Total Funding of Reserve Account	0.00	0.00	0.00	0.00
	<hr/>	<hr/>	<hr/>	

Plant Materials Center  
Income Statement  
For the Two Months Ending August 31, 2020

	Monthly Total August 2020	Monthly Total August 2019	Current FY 7/1/20 - 8/31/20	Previous FY 7/1/19 - 8/31/19
<b>Revenues</b>				
Plant Sales	\$ (462.22)	\$ 0.00	\$ (462.22)	\$ 0.00
Interest Income	20.99	362.99	45.78	692.50
Finance Income	5.45	92.18	11.00	255.75
Unrealized Gain/Loss	36,258.60	(8,366.47)	91,165.78	3,014.03
<b>Total Revenues</b>	<u>35,822.82</u>	<u>(7,911.30)</u>	<u>90,760.34</u>	<u>3,962.28</u>
<b>Expenses</b>				
Accounting Expenses	100.00	100.00	200.00	200.00
Advertising	0.00	200.00	0.00	200.00
Bank / Credit Card Charges	128.17	627.00	268.05	1,062.91
Brokered Stock	810.00	0.00	810.00	135.00
Cleaning Supplies	21.40	168.43	32.24	259.46
Communications	108.67	112.44	217.33	224.86
Farm and Nursery Supplies	320.91	93.81	678.47	261.32
Fuel	130.45	383.28	684.57	383.28
Insurance Expense	407.69	376.73	815.38	753.46
IT Support & Technology	107.42	0.00	183.36	0.00
Licenses & Memberships	110.50	75.00	303.50	300.50
Office Supplies	438.77	56.52	456.08	102.14
Postage	54.75	0.00	54.75	0.00
Repair & Maintenance - Bldg	0.00	0.00	6.50	0.00
Repair & Maintenance - Equip.	44.46	266.01	358.67	376.59
Travel, Meals and Meetings	0.00	38.00	0.00	378.72
Utilities	285.09	398.57	627.98	794.76
Investment Management Fees	0.00	1,296.14	0.00	2,531.84
Cold Storage	0.00	0.00	60.00	0.00
Chemicals	1,203.27	0.00	1,203.27	35.58
Fertilizer	0.00	0.00	1,400.00	0.00
Seeds	679.25	1,055.50	9,265.68	9,608.27
Employee Medical Benefits	4,899.20	5,171.21	11,504.87	10,342.42
Wages - Staff	27,396.56	23,729.31	57,031.49	50,466.02
Wages - Seasonal Labor	1,181.25	5,199.46	11,144.99	17,608.39
Simple IRA (Retirement)	953.94	750.55	1,913.60	1,107.52
Payroll Tax - FICA/Medicare	2,186.18	2,213.01	5,215.44	5,207.63
Payroll Tax - FUTA	0.00	6.44	0.00	36.43
Payroll Tax - L&I	553.66	621.35	1,541.79	1,517.11
Payroll Tax - SUTA	120.98	53.33	314.99	138.60
Investment Management Fees	1,331.69	0.00	2,601.47	0.00
Wages - Accrued Vacation	(1,665.80)	(2,296.83)	(3,680.18)	(2,800.43)
Depreciation Expense	3,091.70	2,310.73	6,257.56	4,621.46
<b>Total Expenses</b>	<u>45,000.16</u>	<u>43,005.99</u>	<u>111,471.85</u>	<u>105,853.84</u>
<b>Net Income</b>	<u>\$ (9,177.34)</u>	<u>\$ (50,917.29)</u>	<u>\$ (20,711.51)</u>	<u>\$ (101,891.56)</u>



Executive Operations  
Income Statement  
For the Two Months Ending August 31, 2020

	Monthly Total August 2020	Monthly Total August 2019	Current FY 7/1/20 - 8/31/20	Previous FY 7/1/19 - 8/31/19
<b>Revenues</b>				
WACD - District Dues	\$ 0.00	\$ 0.00	\$ 175,000.05	\$ 177,360.00
WACD - Interest Income	1.05	8.32	2.10	16.64
WACD - WSCC Contract	3,453.95	0.00	3,453.95	0.00
	<hr/>	<hr/>	<hr/>	<hr/>
<b>Total Revenues</b>	<b>3,455.00</b>	<b>8.32</b>	<b>178,456.10</b>	<b>177,376.64</b>
	<hr/>	<hr/>	<hr/>	<hr/>
<b>Expenses</b>				
NRCS Meeting Expenses	0.00	3,697.83	0.00	7,385.57
Communications	507.38	0.00	680.57	585.11
Insurance Expense	9.66	9.66	19.32	19.32
IT Support & Technology	148.88	143.88	463.77	334.76
Office Supplies	0.00	23.00	18.42	43.00
Bank / Credit Card Charges	24.00	0.00	45.00	0.00
Postage	21.78	12.47	24.18	27.29
Travel, Meals & Meetings	240.25	5,585.95	240.25	8,354.17
Office Rent	0.00	1,179.00	4,248.00	2,358.00
Employee Medical Benefits	2,469.06	1,456.77	4,938.12	2,913.54
Wages (Staff)	13,767.86	13,439.76	27,535.72	52,939.91
Payroll Tax - FICA/Med.	1,053.26	410.40	2,106.52	3,432.15
Payroll Tax - L&I	48.84	18.58	93.06	38.04
Payroll Tax - SUTA	21.88	13.42	43.76	32.59
Simple IRA (Retirement)	413.04	160.94	822.53	241.41
Printing	0.00	0.00	0.00	40.20
Consulting Services	3,000.00	3,339.30	6,000.00	8,430.20
Annual Meeting Expenses	36.94	0.00	578.39	0.00
Wages - Accrued Vacation	1,167.64	351.68	1,657.87	(8,518.65)
	<hr/>	<hr/>	<hr/>	<hr/>
<b>Total Expenses</b>	<b>22,930.47</b>	<b>29,842.64</b>	<b>49,515.48</b>	<b>78,656.61</b>
	<hr/>	<hr/>	<hr/>	<hr/>
<b>Other Income</b>				
	<hr/>	<hr/>	<hr/>	<hr/>
<b>Net Income</b>	<b>\$ (19,475.47)</b>	<b>\$ (29,834.32)</b>	<b>\$ 128,940.62</b>	<b>\$ 98,720.03</b>
	<hr/> <hr/>	<hr/> <hr/>	<hr/> <hr/>	<hr/> <hr/>

Exeuctive Operations  
Profit and Loss  
August 31, 2020

	Actuals for August 31, 2020	Year to Date Actual	Fiscal Year Budget	% of Budget
<b>Revenues</b>				
WACD - Annual Meeting	\$ 0.00	\$ 0.00	\$ 15,000.00	0.00
WACD - District Dues	0.00	175,000.05	175,000.00	100.00
WACD - Interest Income	1.05	2.10	75.00	2.80
WACD - Executive Operations	0.00	0.00	75,000.00	0.00
WACD - WSCC Contract	3,453.95	3,453.95	65,000.00	5.31
	<u>3,455.00</u>	<u>178,456.10</u>	<u>330,075.00</u>	
<b>Total Revenues</b>	<b>3,455.00</b>	<b>178,456.10</b>	<b>330,075.00</b>	<b>54.07</b>
<b>Expenses</b>				
Communications	507.38	680.57	7,000.00	9.72
Education & Registrations	0.00	0.00	1,000.00	0.00
Insurance Expense	9.66	19.32	1,700.00	1.14
IT Support & Technology	148.88	463.77	5,000.00	9.28
Memberships	0.00	0.00	775.00	0.00
Office Supplies	0.00	18.42	1,300.00	1.42
Bank / Credit Card Charges	24.00	45.00	450.00	10.00
Postage	21.78	24.18	300.00	8.06
Travel, Meals & Meetings	240.25	240.25	18,000.00	1.33
Office Rent	0.00	4,248.00	14,150.00	30.02
Automobile Expense	0.00	0.00	1,500.00	0.00
Automobile Insurance	0.00	0.00	450.00	0.00
Employee Medical Benefits	2,469.06	4,938.12	30,400.00	16.24
Wages (Staff)	13,767.86	27,535.72	179,766.00	15.32
Payroll Tax - FICA/Med.	1,053.26	2,106.52	12,450.00	16.92
Payroll Tax - FUTA	0.00	0.00	84.00	0.00
Payroll Tax - L&I	48.84	93.06	564.00	16.50
Payroll Tax - SUTA	21.88	43.76	800.00	5.47
Simple IRA (Retirement)	413.04	822.53	5,440.00	15.12
Printing	0.00	0.00	1,100.00	0.00
Lobbying Services	0.00	0.00	18,000.00	0.00
Consulting Services	3,000.00	6,000.00	19,000.00	31.58
Annual Meeting Expenses	36.94	578.39	5,000.00	11.57
Wages - Accrued Vacation	1,167.64	1,657.87	0.00	0.00
	<u>22,930.47</u>	<u>49,515.48</u>	<u>324,229.00</u>	
<b>Total Expenses</b>	<b>22,930.47</b>	<b>49,515.48</b>	<b>324,229.00</b>	<b>15.27</b>
<b>Other Income</b>				
	<u>0.00</u>	<u>0.00</u>	<u>0.00</u>	
<b>Total Other Income</b>	<b>0.00</b>	<b>0.00</b>	<b>0.00</b>	<b>0.00</b>
	<u>0.00</u>	<u>0.00</u>	<u>0.00</u>	
<b>Net Income</b>	<b>\$ (19,475.47)</b>	<b>\$ 128,940.62</b>	<b>\$ 5,846.00</b>	<b>2,205.62</b>



WASHINGTON ASSOCIATION OF  
CONSERVATION DISTRICTS  
16564 BRADLEY ROAD  
BOW WA 98232-9719

## Portfolio Summary

Total Portfolio Value	
<b>\$1,481,166.22</b>	
1 Month Ago	\$1,446,226.17
1 Year Ago	\$1,381,011.98
3 Years Ago	\$841,906.89
5 Years Ago	\$741,118.35

### See the New Online Access Today

The newly redesigned Online Access is better than ever, offering tools to help you better track progress toward your goals, view accounts you have elsewhere, sign documents electronically, communicate with your financial advisor and much more. For details, visit [edwardjones.com/preview](http://edwardjones.com/preview), and if you're already signed up, log in today at [edwardjones.com/login](http://edwardjones.com/login).

### Investing Is About More than Money

At Edward Jones, we take the time to ask, "What's important to you?" We know it's not about the money - it's about what the money can do for you. With a real understanding of your goals, we can help you develop the financial strategies to achieve them. For an in-depth conversation about what really matters to you, contact your financial advisor today.

Overview of Accounts				
Accounts	Account Holder	Account Number	Value 1 Year Ago	Current Value
Corporate Account Select	Washington Association of	883-09301-1-4	\$204,353.49	\$206,012.30
Corporate Account Advisory Solutions Fund Model	Washington Association of	883-14866-1-1	\$1,144,291.20	\$1,242,420.34
Corporate Account Select	Washington Association of	883-21970-1-9	\$32,367.29	\$32,733.58
<b>Total Accounts</b>			<b>\$1,381,011.98</b>	<b>\$1,481,166.22</b>

Although account information is provided on this page, it does not guarantee an actual statement was produced. Refer to your account statement for the exact registration and more specific details regarding each account.

Important disclosures; such as Statement of Financial Condition, Conditions that Govern Your Account, Account Safety, Errors, Complaints, Withholding, Free Credit Balance, Fair Market Value or Terminology; relating to your account(s) are available on the last page of this package or at [www.edwardjones.com/statementdisclosures](http://www.edwardjones.com/statementdisclosures).



Washington Association of  
Conservation Districts

### How We Select Investments

With hundreds of thousands of investment options, how do we determine what to recommend? Our analysts evaluate stocks, bonds and mutual funds on specific characteristics - such as track record, debts, credit risk and more - to choose those we believe make sense for our clients. This enables you and your financial advisor to select quality investments as you build a strategy based on your unique goals.

## Corporate - Advisory Solutions Fund Model

### Portfolio Objective - Account: Balanced Growth and Income

For more information about the Advisory Solutions program go to [www.edwardjones.com/advisorybrochures](http://www.edwardjones.com/advisorybrochures).

Account Value	
<b>\$1,242,420.34</b>	
1 Month Ago	\$1,207,493.43
1 Year Ago	\$1,144,291.20
3 Years Ago	\$813,559.41
5 Years Ago	\$717,895.47

Value Summary		
	This Period	This Year
Beginning value	\$1,207,493.43	\$1,200,748.67
Assets added to account	0.00	0.00
Assets withdrawn from account	0.00	0.00
Fees and charges	-1,331.69	-10,194.27
Change in value	36,258.60	51,865.94
<b>Ending Value</b>	<b>\$1,242,420.34</b>	

For more information regarding the Value Summary section, please visit [www.edwardjones.com/mystatementguide](http://www.edwardjones.com/mystatementguide).

### Asset Details (as of Aug 28, 2020)

additional details at [www.edwardjones.com/access](http://www.edwardjones.com/access)

#### Assets Held At Edward Jones

	Current Yield/Rate	Beginning Balance	Deposits	Withdrawals	Ending Balance
Money Market	0.01%*	\$12.01	\$6.34	—	<b>\$18.35</b>

\* The average yield on the money market fund for the past seven days.

Mutual Funds	Price	Quantity	Cost Basis	Unrealized Gain/Loss	Value
Br Equity Dividend K	18.58	1,331.925	27,179.70	-2,432.53	<b>24,747.17</b>
Blackrock High Yield Bond K	7.53	8,227.46	60,395.55	1,557.22	<b>61,952.77</b>
Bridge Builder Core Bond	10.96	21,242.888	216,965.13	15,856.92	<b>232,822.05</b>
Bridge Builder Core Plus Bond	10.67	19,573.503	197,088.25	11,761.03	<b>208,849.28</b>
Bridge Builder INTL Equity	11.97	7,236.757	77,524.90	9,099.08	<b>86,623.98</b>

WA. Assoc. of Conservation Districts  
Account Reconciliation  
As of Aug 31, 2020  
1022 - Long Term Invt (Edward Jones)  
Bank Statement Date: August 31, 2020

Filter Criteria includes: Report is printed in Detail Format.

---

Beginning GL Balance	1,207,493.43
Add: Cash Receipts	
Less: Cash Disbursements	
Add (Less) Other	<u>34,926.91</u>
Ending GL Balance	<u>1,242,420.34</u>
Ending Bank Balance	1,242,420.34
Add back deposits in transit	_____
Total deposits in transit	
(Less) outstanding checks	_____
Total outstanding checks	
Add (Less) Other	_____
Total other	
Unreconciled difference	<u>0.00</u>
Ending GL Balance	<u>1,242,420.34</u>

WA. Assoc. of Conservation Districts  
Account Reconciliation  
As of Aug 31, 2020  
1010.30 - PMC Savings (Edward Jones)  
Bank Statement Date: August 31, 2020

Filter Criteria includes: Report is printed in Detail Format.

---

Beginning GL Balance	206,001.62
Add: Cash Receipts	
Less: Cash Disbursements	
Add (Less) Other	<u>10.68</u>
Ending GL Balance	<u>206,012.30</u>
Ending Bank Balance	206,012.30
Add back deposits in transit	_____
Total deposits in transit	
(Less) outstanding checks	_____
Total outstanding checks	
Add (Less) Other	_____
Total other	
Unreconciled difference	<u>0.00</u>
Ending GL Balance	<u>206,012.30</u>



Washington Association of  
Conservation Districts

**Rule No. 3: Diversify for a Solid Foundation**

Diversification - the way your money is allocated among stocks, bonds, cash and other investments - is the foundation of your investing strategy, and it should align with your goals and comfort with risk. That's Rule No. 3 of our 10 Rules of the Road. Interested in learning more? Visit [edwardjones.com/rules](http://edwardjones.com/rules) for the complete list.

**Corporate - Select**  
**Portfolio Objective - Account: Preservation of Principal**

Account Value	
<b>\$206,012.30</b>	
1 Month Ago	\$206,001.62
1 Year Ago	\$204,353.49
3 Years Ago	\$28,347.48
5 Years Ago	\$23,222.88

Value Summary		
	This Period	This Year
Beginning value	\$206,001.62	\$205,288.43
Assets added to account	0.00	0.00
Assets withdrawn from account	-3.37	-228.58
Fees and charges	0.00	0.00
Change in value	14.05	952.45
<b>Ending Value</b>	<b>\$206,012.30</b>	

For more information regarding the Value Summary section, please visit [www.edwardjones.com/mystatementguide](http://www.edwardjones.com/mystatementguide).

**Asset Details (as of Aug 28, 2020)** additional details at [www.edwardjones.com/access](http://www.edwardjones.com/access)

Assets Held At Edward Jones					
					Balance
Cash					<b>\$42.57</b>

WA. Assoc. of Conservation Districts  
Account Reconciliation  
As of Aug 31, 2020  
1010.10 - IRS Deposit (Edward Jones)  
Bank Statement Date: August 31, 2020

Filter Criteria includes: Report is printed in Detail Format.

---

Beginning GL Balance	32,731.12
Add: Cash Receipts	
Less: Cash Disbursements	
Add (Less) Other	<u>2.46</u>
Ending GL Balance	<u>32,733.58</u>
Ending Bank Balance	32,733.58
Add back deposits in transit	<u>                    </u>
Total deposits in transit	
(Less) outstanding checks	<u>                    </u>
Total outstanding checks	
Add (Less) Other	<u>                    </u>
Total other	
Unreconciled difference	<u>0.00</u>
Ending GL Balance	<u>32,733.58</u>






Washington Association of  
Conservation Districts

**Put Your Investing on Auto Pilot**

Setting up a regular, automatic investment is a great way to work steadily toward your goals. While systematic investment can't guarantee a profit or protect against loss in a declining market, it lets you regularly invest a fixed dollar amount regardless of fluctuating prices. Ask your financial advisor about setting up systematic investing. Before investing consider your ability to continue purchases through periods of low price levels.

**Corporate - Select**  
**Portfolio Objective - Account: Preservation of Principal**

Account Value	
<b>\$32,733.58</b>	
1 Month Ago	\$32,731.12
1 Year Ago	\$32,367.29
3 Years Ago	\$0.00
5 Years Ago	\$0.00



Value Summary			
	This Period	This Year	
Beginning Value	\$32,731.12	\$32,569.88	
Assets Added to Account	0.00	0.00	
Assets Withdrawn from Account	0.00	0.00	
Fees and Charges	0.00	0.00	
Change In Value	2.46	163.70	
<b>Ending Value</b>	<b>\$32,733.58</b>		

For more information regarding the Value Summary section, please visit [www.edwardjones.com/mystatementguide](http://www.edwardjones.com/mystatementguide).

Rate of Return					
Your Personal Rate of Return for Assets Held at Edward Jones	This Quarter	Year to Date	Last 12 Months	3 Years Annualized	5 Years Annualized
	0.02%	0.50%	1.13%	—	—

WA. Assoc. of Conservation Districts  
**Account Reconciliation**

As of Aug 31, 2020

1082 - WACD Checking (Wells Fargo)


Bank Statement Date: August 31, 2020

Filter Criteria includes: Report is printed in Detail Format.

Beginning GL Balance	88,319.53
Add: Cash Receipts	46,666.67
Less: Cash Disbursements	(20,772.33)
Add (Less) Other	<u>(855.98)</u>
Ending GL Balance	<u>113,357.89</u>
Ending Bank Balance	113,357.89
Add back deposits in transit	_____
Total deposits in transit	
(Less) outstanding checks	_____
Total outstanding checks	
Add (Less) Other	_____
Total other	
Unreconciled difference	<u>0.00</u>
Ending GL Balance	<u>113,357.89</u>

# Wells Fargo Business Choice Checking

August 31, 2020 ■ Page 1 of 5



WA ASSOC. OF CONSERVATION DISTRICTS  
16564 BRADLEY RD  
BOW WA 98232-9719

## Questions?

Available by phone 24 hours a day, 7 days a week:  
Telecommunications Relay Services calls accepted

**1-800-CALL-WELLS** (1-800-225-5935)

TTY: 1-800-877-4833

En español: 1-877-337-7454

Online: [wellsfargo.com/biz](http://wellsfargo.com/biz)

Write: Wells Fargo Bank, N.A. (120)  
P.O. Box 6995  
Portland, OR 97228-6995

## Your Business and Wells Fargo

Visit [wellsfargoworks.com](http://wellsfargoworks.com) to explore videos, articles, infographics, interactive tools, and other resources on the topics of business growth, credit, cash flow management, business planning, technology, marketing, and more.

## Account options

A check mark in the box indicates you have these convenient services with your account(s). Go to [wellsfargo.com/biz](http://wellsfargo.com/biz) or call the number above if you have questions or if you would like to add new services.

- Business Online Banking
- Online Statements
- Business Bill Pay
- Business Spending Report
- Overdraft Protection



## IMPORTANT ACCOUNT INFORMATION

We're making important changes to the terms and conditions of several of our accounts. If these changes affect you, a detailed message is included below your transaction detail for each impacted account.

### Statement period activity summary

Beginning balance on 8/1	\$90,269.53
Deposits/Credits	46,666.67
Withdrawals/Debits	- 23,578.31
<b>Ending balance on 8/31</b>	<b>\$113,357.89</b>
Average ledger balance this period	\$99,094.25

Account number:

**WA ASSOC. OF CONSERVATION DISTRICTS**


*Washington account terms and conditions apply*

For Direct Deposit use

Routing Number (RTN): 125008547

For Wire Transfers use

Routing Number (RTN): 121000248



**Overdraft Protection**

Your account is linked to the following for Overdraft Protection:

- Savings -

**Transaction history**

Date	Check Number	Description	Deposits/ Credits	Withdrawals/ Debits	Ending daily balance
8/3		WF Direct Pay-Payment- Invoice #060805-Tran ID Dp82441131		3,000.00	
8/3		Edward Jones Investment 073120 18838P883864211 Washington Association		413.04	
8/3	8699	Check		1,950.00	84,906.49
8/4		Deposit	11,666.67		96,573.16
8/10		Direct Pay Individual Pymt Trans		2.00	
8/10		Direct Pay Monthly Base		10.00	
8/10		Direct Pay Nonwf Bus Pymt Trans		12.00	96,549.16
8/13		WF Direct Pay-Payment- August 15th Payroll-Tran ID Dp83105577		5,354.81	91,194.35
8/14		Deposit	3,888.89		95,083.24
8/17	8700	Check		105.00	94,978.24
8/19		Centurylink Speedpay 200818 xxxxx7337 168258214		5.90	94,972.34
8/20		Deposit	11,666.67		
8/20		Edward Jones Investment 081920 18838P883864211 Washington Association		413.04	106,225.97
8/27		Deposit	7,777.78		114,003.75
8/28		WF Direct Pay-Payment- Uhaul Rental-Tran ID Dp84027801		240.25	
8/28		WF Direct Pay-Payment- August 2020 Reimbursement-Tran ID Dp84027803		6,720.26	
8/28		WF Direct Pay-Payment- August 31st Payroll-Tran ID Dp84027805		5,352.01	101,691.23
8/31		Deposit	11,666.66		113,357.89
<b>Ending balance on 8/31</b>					<b>113,357.89</b>
<b>Totals</b>			<b>\$46,666.67</b>	<b>\$23,578.31</b>	

The Ending Daily Balance does not reflect any pending withdrawals or holds on deposited funds that may have been outstanding on your account when your transactions posted. If you had insufficient available funds when a transaction posted, fees may have been assessed.

**Summary of checks written** (checks listed are also displayed in the preceding Transaction history)

Number	Date	Amount	Number	Date	Amount
8699	8/3	1,950.00	8700	8/17	105.00

**Monthly service fee summary**

For a complete list of fees and detailed account information, see the disclosures applicable to your account or talk to a banker. Go to wells Fargo.com/feefaq for a link to these documents, and answers to common monthly service fee questions.

Fee period 08/01/2020 - 08/31/2020	Standard monthly service fee \$14.00	You paid \$0.00
<b>How to avoid the monthly service fee</b>	Minimum required	This fee period
Have any <b>ONE</b> of the following account requirements		
- Average ledger balance	\$7,500.00	\$99,094.00 <input checked="" type="checkbox"/>
- A qualifying transaction from a linked Wells Fargo Merchant Services account	1	0 <input type="checkbox"/>
- Total number of posted debit card purchases or posted debit card payments of bills in any combination	10	0 <input type="checkbox"/>
- Enrollment in a linked Direct Pay service through Wells Fargo Business Online	1	1 <input checked="" type="checkbox"/>
- Combined balance in linked accounts, which may include	\$10,000.00	<input checked="" type="checkbox"/>

WA. Assoc. of Conservation Districts  
Account Reconciliation  
As of Aug 31, 2020  
1086 - WACD Savings (Wells Fargo)  
Bank Statement Date: August 31, 2020

Filter Criteria includes: Report is printed in Detail Format.

---

Beginning GL Balance	123,362.53
Add: Cash Receipts	
Less: Cash Disbursements	
Add (Less) Other	<u>1.05</u>
Ending GL Balance	<u>123,363.58</u>
Ending Bank Balance	123,363.58
Add back deposits in transit	<u>                    </u>
Total deposits in transit	
(Less) outstanding checks	<u>                    </u>
Total outstanding checks	
Add (Less) Other	<u>                    </u>
Total other	
Unreconciled difference	<u>0.00</u>
Ending GL Balance	<u>123,363.58</u>

# Business High Yield Savings

August 31, 2020 ■ Page 1 of 3

WELLS  
FARGO

WA ASSOC. OF CONSERVATION DISTRICTS  
16564 BRADLEY RD  
BOW WA 98232-9719

## Questions?

Available by phone 24 hours a day, 7 days a week:  
Telecommunications Relay Services calls accepted

**1-800-CALL-WELLS** (1-800-225-5935)

TTY: 1-800-877-4833

En español: 1-877-337-7454

Online: [wellsfargo.com/biz](https://wellsfargo.com/biz)

Write: Wells Fargo Bank, N.A. (120)  
P.O. Box 6995  
Portland, OR 97228-6995

## Your Business and Wells Fargo

Visit [wellsfargoworks.com](https://wellsfargoworks.com) to explore videos, articles, infographics, interactive tools, and other resources on the topics of business growth, credit, cash flow management, business planning, technology, marketing, and more.



## IMPORTANT ACCOUNT INFORMATION

We're making important changes to the terms and conditions of several of our accounts. If these changes affect you, a detailed message is included below your transaction detail for each impacted account.

### Statement period activity summary

Beginning balance on 8/1	\$123,362.53
Deposits/Credits	1.05
Withdrawals/Debits	- 0.00
<b>Ending balance on 8/31</b>	<b>\$123,363.58</b>
Average ledger balance this period	\$123,362.53

Account number:

**WA ASSOC. OF CONSERVATION DISTRICTS**

*Washington account terms and conditions apply*

For Direct Deposit use


Routing Number (RTN): 125008547

For Wire Transfers use

Routing Number (RTN): 121000248

### Interest summary

Interest paid this statement	\$1.05
Average collected balance	\$123,362.53
Annual percentage yield earned	0.01%
Interest earned this statement period	\$1.05
Interest paid this year	\$29.80



**Transaction history**

<i>Date</i>	<i>Description</i>	<i>Deposits/ Credits</i>	<i>Withdrawals/ Debits</i>	<i>Ending daily balance</i>
8/31	Interest Payment	1.05		123,363.58
<b>Ending balance on 8/31</b>				<b>123,363.58</b>
<b>Totals</b>		<b>\$1.05</b>	<b>\$0.00</b>	

*The Ending Daily Balance does not reflect any pending withdrawals or holds on deposited funds that may have been outstanding on your account when your transactions posted. If you had insufficient available funds when a transaction posted, fees may have been assessed.*

**Monthly service fee summary**

For a complete list of fees and detailed account information, see the disclosures applicable to your account or talk to a banker. Go to [wellsfargo.com/feefaq](https://wellsfargo.com/feefaq) for a link to these documents, and answers to common monthly service fee questions.

Fee period 08/01/2020 - 08/31/2020	Standard monthly service fee \$10.00	You paid \$0.00
<b>How to avoid the monthly service fee</b>	Minimum required	This fee period
Have any <b>ONE</b> of the following account requirements		
· Minimum daily balance	\$8,000.00	\$123,362.53 <input checked="" type="checkbox"/>
<small>YP/YP</small>		

**Account transaction fees summary**

<i>Service charge description</i>	<i>Units used</i>	<i>Units included</i>	<i>Excess units</i>	<i>Service charge per excess units (\$)</i>	<i>Total service charge (\$)</i>
Deposited Items	0	20	0	0.50	0.00
Cash Deposited (\$)	0	5,000	0	0.0030	0.00
<b>Total service charges</b>					<b>\$0.00</b>

**IMPORTANT ACCOUNT INFORMATION**

Effective 05/22/2020, the Night Depository Agreement was amended to include: "Deposits placed into the night depository are considered received by us when the bag is removed from the night depository and is available to us for processing. We will credit the deposit to your account no later than the next business day."

No action is required on your part and there is no impact to the current night depository deposit process.

WA. Assoc. of Conservation Districts  
**Account Reconciliation**  
 As of Aug 31, 2020  
 1000 - PMC Checking (Banner Bank)  
 Bank Statement Date: August 31, 2020

Filter Criteria includes: Report is printed in Detail Format.

Beginning GL Balance		83,100.47
Add: Cash Receipts		95,842.61
Less: Cash Disbursements		(37,068.35)
Add (Less) Other		(13,884.57)
Ending GL Balance		127,990.16
Ending Bank Balance		142,198.98
Add back deposits in transit		
	Aug 28, 2020	Daune Lane 247.00
	Aug 31, 2020	Ryenne Crowthe 355.50
Total deposits in transit		602.50
(Less) outstanding checks		
	Mar 16, 2020	25679 (45.02)
	Apr 30, 2020	25798 (490.00)
	Jul 31, 2020	25954 (1,258.13)
	Aug 14, 2020	25973 (814.29)
	Aug 24, 2020	25980 (13.91)
	Aug 27, 2020	25982 (955.70)
	Aug 31, 2020	25983 (3,098.38)
	Aug 31, 2020	25984 (1,863.05)
	Aug 31, 2020	25985 (1,857.18)
	Aug 31, 2020	25986 (1,775.08)
	Aug 31, 2020	25987 (1,570.82)
	Aug 31, 2020	25988 (1,069.76)
Total outstanding checks		(14,811.32)
Add (Less) Other		
Total other		
Unreconciled difference		0.00
Ending GL Balance		127,990.16





10 South First Avenue  
P.O. Box 907  
Walla Walla, WA 99362-0265  
bannerbank.com

**Statement of Account**

Statement Date	08/31/20
Page	1 of 3
Account Number	XXXXXXXXXXXX5697

(509) 527-3636 | (800) 272-9933 Toll-Free

Washington Assoc Of Conservation Dist  
16564 Bradley Rd  
Bow WA 98232-9702



**SUMMARY OF ACCOUNTS**

Complete Business Int Checking	XXXXXXXXXXXX5697	\$142,198.98	You're banking with the best! Forbes just named Banner one of the World's Best Banks. We're honored to be recognized. Thanks to you, our clients, for inspiring us to give our very best every day! We couldn't do it without you and our amazing team.
--------------------------------	------------------	--------------	---

**CHECKING ACCOUNT** XXXXXXXXXXXX5697

**Complete Business Int Checking**

Account Title: Washington Assoc Of Conservation Dist		Statement Dates	8/03/20 thru 8/31/20
Account Number	XXXXXXXXXXXX5697	Days in the statement period	29
Previous Balance	121,773.13	Average Ledger	93,819.52
16 Deposits/Credits	95,240.08	Average Collected	91,140.72
7 Debits	13,892.42	Interest Earned	7.22
49 Checks	60,929.69	Annual Percentage Yield Earned	0.10%
Service Charge	.00	2020 Interest Paid	78.12
Interest Paid	7.88		
Current Balance	142,198.98		

**Deposits and Additions**

Date	Description	Amount
8/12	Deposit	3,347.25
8/13	Deposit	7,332.66
8/14	Advice of Credit	311.15
8/18	BANKCARD MERCH DEP CCD 948907957098888 1246825337	2,351.75
8/19	BANKCARD MERCH DEP CCD 948907957098888 1246825337	524.50



10 South First Avenue  
P.O. Box 907  
Walla Walla, WA 99362-0265  
bannerbank.com

### Statement of Account

Statement Date	08/31/20
Page	2 of 3
Account Number	XXXXXXXXXXXX5697

(509) 527-3636 | (800) 272-9933 Toll-Free

8/20	Deposit			17,376.09
8/20	BANKCARD	MERCH DEP CCD	948907957098888 1246825337	357.40
8/21	BANKCARD	MERCH DEP CCD	948907957098888 1246825337	489.38
8/24	Deposit			33,509.60
8/24	BANKCARD	MERCH DEP CCD	948907957098888 1246825337	1,068.02
8/26	BANKCARD	MERCH DEP CCD	948907957098888 1246825337	149.50
8/27	Deposit			4,040.61
8/28	BANKCARD	MERCH DEP CCD	948907957098888 1246825337	348.00
8/31	Deposit			16,929.92
8/31	BANKCARD	MERCH DEP CCD	948907957098888 1246825337	383.99
8/31	WA ASSOC. OF CON	DEPOSIT CCD	DP84038699 BIZEDP	6,720.26
8/31	Interest Deposit			7.88

### Withdrawals and Deductions

Date	Description	Amount
8/03	BANKCARD MERCH FEES CCD 948907957098888 1246825337	-128.17
8/03	EDWARD JONES INVESTMENT PPD 4496699001	-1,078.02
8/04	IRS USATAXPYMT CCD 270061782901004 3387702000	-3,036.75
8/04	IRS USATAXPYMT CCD 270061700589396 3387702000	-3,644.89
8/18	IRS USATAXPYMT CCD 270063171910297 3387702000	-2,337.58
8/18	IRS USATAXPYMT CCD 270063142126745 3387702000	-2,837.15
8/20	EDWARD JONES INVESTMENT PPD 4496699001	-829.86

### Checks In Number Order

Date	Check No	Amount	Date	Check No	Amount
8/03	25881	1,027.14	8/11	25956	540.96
8/17	25905*	1,084.40	8/10	25957	417.35
8/03	25918*	7,476.43	8/07	25958	810.00
8/13	25921*	760.68	8/17	25959	100.00
8/28	25930*	913.18	8/12	25960	264.95
8/04	25931	72.36	8/13	25961	256.13
8/03	25933*	146.32	8/12	25962	256.13
8/03	25935*	134.65	8/13	25963	269.78
8/06	25937*	831.75	8/12	25964	40.03
8/03	25938	46.17	8/17	25965	1,690.13
8/03	25939	8,940.08	8/18	25966	46.52
8/12	25940	2,018.04	8/18	25967	3,102.81
8/03	25941	1,622.81	8/18	25968	1,728.74
8/04	25942	365.00	8/17	25969	1,463.75
8/06	25943	36.01	8/17	25970	1,884.74
8/03	25944	1,047.15	8/17	25971	1,578.34
8/13	25945	1,039.16	8/17	25972	34.70
8/03	25946	1,039.16	8/27	25974*	110.50
8/03	25947	879.27	8/25	25975	679.25
8/05	25949*	6.50	8/25	25976	7,233.64
8/03	25950	71.42	8/24	25977	285.09
8/04	25951	3,105.03	8/26	25978	134.65
8/03	25952	2,290.13	8/26	25979	68.64
8/03	25953	1,926.67	8/31	25981*	308.35
8/07	25955*	745.00			

\*Denotes missing check numbers.



10 South First Avenue  
 P.O. Box 907  
 Walla Walla, WA 99362-0265  
 bannerbank.com

**Statement of Account**

Statement Date	08/31/20
Page	3 of 3
Account Number	XXXXXXXXXXXX5697

(509) 527-3636 | (800) 272-9933 Toll-Free

**Daily Balance Summary**

<u>Date</u>	<u>Balance</u>	<u>Date</u>	<u>Balance</u>	<u>Date</u>	<u>Balance</u>
08/03	93,919.54	08/12	81,076.04	08/21	88,774.50
08/04	83,695.51	08/13	86,082.95	08/24	123,067.03
08/05	83,689.01	08/14	86,394.10	08/25	115,154.14
08/06	82,821.25	08/17	78,558.04	08/26	115,100.35
08/07	81,266.25	08/18	70,856.99	08/27	119,030.46
08/10	80,848.90	08/19	71,381.49	08/28	118,465.28
08/11	80,307.94	08/20	88,285.12	08/31	142,198.98

**Interest Rate Summary**

<u>Date</u>	<u>Rate</u>
8/02	0.100000%

\* \* \* \* \* END OF STATEMENT \* \* \* \* \*

**WACD PLANT MATERIAL CENTER**

**Batch Outline**

**9/3/2020 6:19:15 PM**

**8/14/2020 - 8/27/2020**

**676684716212**

Batch Reference: D6YQKTEXXV Date: 8/27/2020 10:29:15 PM

Transaction



Customer Information

Paul Butler

Order Number: 21-118-Deposit

Email: prb1204@gmail.com

Amount

Sale

383.99

APPROVED 00232C

1 transactions for a net volume of 383.99

Batch Reference: DSQS5BKEYI Date: 8/26/2020 10:29:36 PM

Transaction



Customer Information

Eric Bernard

Order Number: 21-119-Deposit

Email: bernardkande@msn.com

Amount

Sale

348.00

APPROVED 03219B

1 transactions for a net volume of 348.00

Batch Reference: DRNDBH6ACO Date: 8/24/2020 10:30:52 PM

Transaction



Customer Information

Christian Fromuth

Order Number: 21-057-Deposit

Email: christian@aguatierra.net

Amount

Sale

149.50

APPROVED 020719

1 transactions for a net volume of 149.50

Batch Reference: DWF6PSLQSD Date: 8/20/2020 10:32:00 PM

Batch Reference: DCCXYK5UP Date: 8/17/2020 10:26:47 PM

Transaction

Customer Information

Amount



Brian Combs

Order Number: 21-103-Deposit

Email: brian@spsseg.org

Sale

524.50

APPROVED 00155C

1 transactions for a net volume of 524.50

Batch Reference: DUXABV58KR Date: 8/14/2020 10:19:49 PM

Transaction

Customer Information

Amount



Richard Bailey

Order Number: 21-015-Deposit

Email: ribailey@bellevuewa.gov

Sale

1320.85

APPROVED 029612



Mary Jansen

Order Number: 21-042-Deposit

Email: accounting@matiacontractors.com

Sale

99.00

APPROVED 014377



Stephen Mitchell

Order Number: 21-024-Deposit

Email: swwmitchell@gmail.com

Sale

98.00

APPROVED 07261C



Michael Dolan

Order Number: 21-066

Email: mail@burntridgenursery.com

Sale

756.65

APPROVED 03740D



Lynn Taylor

Order Number: 21-040-Deposit

Email: Lwtranch@yahoo.com

Sale

77.25

APPROVED 85900G

5 transactions for a net volume of 2351.75



PAYA  
 12120 SUNSET HILLS ROAD  
 SUITE 500  
 RESTON, VA 20190  
 877-841-7014

Processing Month: 07-20 3948  
 Association Number: 100254  
 Merchant Number: 3948907957098888  
 Routing Number: xxxxx5631  
 Deposit Account Number: xxxxxx5697

WASHINGTON ASSOCIATION OF CONSER  
 DBA WACD PLANT MATERIAL CENTER  
 16564 BRADLEY RD  
 BOW WA 98232-9719

Amount Deducted:  
 \$ 128.17

**Plan Summary**

Plan Code	Number of Sales	Amount of Sales	Number of Credits	Amount of Credits	Net Sales	Average Ticket	Disc P/I	Disc %	Discount Due
VS	02	3,456.73	00	.00	3,456.73	1,728.37	.000	2.100	72.59
MC	00	.00	00	.00	.00	.00	.000	2.100	.00
AM	01	596.85	00	.00	596.85	596.85	.000	2.100	12.53
DS	00	.00	00	.00	.00	.00	.000	2.100	.00
DB	00	.00	00	.00	.00	.00	.000	.000	.00
EB	00	.00	00	.00	.00	.00	.000	.000	.00
**	<b>03</b>	<b>4,053.58</b>	<b>00</b>	<b>.00</b>	<b>4,053.58</b>	<b>1,351.19</b>			<b>85.12</b>

**Deposits**

Day	Reference Number	Tran Code	Plan Code	Number of Sales	Amount of Sales	Amount of Credits	Discount Paid	Net Deposit
03	90001380002	D	VS	02	3,456.73	.00	.00	3,456.73
28	90001390001	D	AM	01	596.85	.00	.00	596.85
	<b>Deposit Totals</b>			<b>3</b>	<b>4,053.58</b>	<b>.00</b>	<b>.00</b>	<b>4,053.58</b>

**Fees**

Number	Amount	Description	Total
		MONTHLY SUPPORT	12.95
		MERCHANT LOCATION FEE FOR MASTERCARD	2.50
		MONTHLY CLEARING - 849.18 - 06/20	.25
		NONSWIPED AMEXCN	2.08
01		AMEX AUTH	.20
01	596.85	AMEX NETWORK FEE	.90
02	3,456.73	VISA ASSESSMENTS	4.49
01	818.50	VISA BUSINESS	13.51
01	596.85	AMEX RATE 3	5.37
04		VISA/MC PER ITEM/AUTHS	.80
		<b>Total Fees Due</b>	<b>43.05</b>

Discount Due	85.12
Fees Due	43.05
Amount Deducted	128.17

FANF CNP

We're committed to helping your business grow through simplified payment solutions that save you time and money.

PLAN CODES				TRANSACTION CODES			
VS -VISA	MC -MASTERCARD	DS -DISCOVER	JC -JCB	T -ALL PLANS	D -DEPOSIT		
VL -VISA LARGE TICKET	ML -MASTERCARD LARGE TICKET	DD -DISCOVER DEBIT	AM -AMERICAN EXPRESS	1 -PLAN ONE	C -CHARGEBACK		
VD -VISA DEBIT	MD -MASTERCARD DEBIT	DZ -DISCOVER BUSINESS	DB -DEBIT	2 -PLAN TWO	A -ADJUSTMENT		
VB -VISA BUSINESS	MB -MASTERCARD BUSINESS	DJ -DISCOVER JCB	EC -ELECTRONIC CHECK	3 -PLAN THREE	B -CHARGEBACK REVERSAL		
V\$ -VISA CASH ADVANCE	M\$ -MASTERCARD CASH ADVANCE	D\$ -DISCOVER CASH ADV	EB -EBT	PP -PAYPAL			



Washington Association of  
Conservation Districts  
Plant Materials Center

16564 Bradley Rd  
Bow, WA 98232  
Phone: (360)-757-1094  
Email: pmcsales@gmx.com  
Web: www.wacdpmc.org

# Order Confirmation

**\*\*This is not a bill\*\***

SO#	Date	Page
21-041	9/3/2020	1

**SOLD TO LI020**

Lincoln County Conservation Distric  
PO Box 46

Davenport, WA 99122-0046

**SHIP TO LI020**

Lincoln County Conservation Distric  
PO Box 46

Davenport, WA 99122-0046

Ship Date	Ship Via	Sales Rep	Customer PO #	Contact #	Contact
3/31/2021	UPS	Jess Oman	Plant Sale 2021	509-725-4181	Dean White

Quantity	Remain	Description	Age, Source, Size	Bundle	Unit Price	Extended
100	100	Aspen, Quaking <i>Populus tremuloides</i>	1-0 EW 12"+	50	\$0.94	\$94.00
150	150	Choke Cherry <i>Prunus virginiana</i>	1-0 EW 12"+	50	\$0.94	\$141.00
150	150	Colorado Blue Spruce <i>Picea pungens</i>	2-0 CO 6-12"	25	\$0.51	\$76.50
150	150	Currant, Golden <i>Ribes aureum</i>	1-0 EW 12"+	50	\$1.01	\$151.50
100	100	Hawthorn, Black <i>Crataegus douglasii</i>	1-0 EW 12"+	50	\$0.94	\$94.00
150	150	Mock Orange <i>Philadelphus lewisii</i>	2-0 EW 12"+	10	\$1.05	\$157.50
100	100	Red Osier Dogwood <i>Cornus sericea, C. stolonifera</i>	1-0 EW 12"+	50	\$0.94	\$94.00
150	150	Rose, Woods <i>Rosa woodsii</i>	1-0 EW 12"+	50	\$0.94	\$141.00
150	150	Serviceberry <i>Amelanchier alnifolia</i>	1-0 EW 12"+	25	\$0.94	\$141.00

All orders, changes or cancellations must be submitted in writing. It is the buyer's responsibility to review the Sales Order. A deposit is required to reserve your order. Preliminary pricing does not include shipping and fees. We reserve the right to make reasonable size, source and stock type substitutions based on availability. Shipping and/or pickup dates must be reserved in advance and are based on date availability.

A 25% re-stocking fee will be applied to cancellations received after January 31st. Brokered stock may not be cancelled. A packaging/storage fee will apply to any order not shipped or picked up in full. We guarantee all plants to be true to name and in healthy condition upon leaving the nursery. Survivability depends upon factors beyond our control and we do not guarantee plants to live after acceptance. Any stock received in unsatisfactory condition must be reported within (2) business days. For full terms and conditions, please visit our website at www.wacdpmc.org

Subtotal	\$1,090.50
Net Amount	\$1,090.50
Additional	\$0.00
Freight	\$0.00
<b>Total</b>	<b>\$1,090.50</b>

## WA. Assoc. of Conservation Districts

## Aged Receivables

As of Aug 31, 2020

Filter Criteria includes: 1) Includes Drop Shipments. Report order is by ID. Report is printed in Detail Format.

Customer	Customer Bill To Contact Telephone 1	Invoice/CM #	0 - 30	31 - 60	61 - 90	Over 90 days	Amount Due
AG0001	Agua Tierra Land & Water Services, Christian Fromuth 360-754-3755	20-517-Final				300.55	300.55
AG0001	Agua Tierra Land & Water Services,					300.55	300.55
AP0070	April Joy Farm April Thatcher 360-601-6671	21-120-Deposit	104.45				104.45
AP0070	April Joy Farm		104.45				104.45
BU0060	Buttonwood Farm Tom Button 425-941-1538	21-128-Deposit	89.00				89.00
BU0060	Buttonwood Farm		89.00				89.00
CA0150	Cascadia Ecological Services Jim Barnes 360-601-8631	21-035-Deposit	179.00				179.00
CA0150	Cascadia Ecological Services		179.00				179.00
CA0180	Cascadia Farm and Forestry Services Ian Smith 360-319-8917	21-104-Deposit	6,960.00				6,960.00
CA0180	Cascadia Farm and Forestry Services		6,960.00				6,960.00
CE0060	Center for Ecodynamic Restoration Robin Dobson	21-074-Deposit	257.00				257.00
CE0060	Center for Ecodynamic Restoration		257.00				257.00
CH0001	Champoeg Nursery, Inc Paul Stormo 503-678-6348	21-022-Deposit	1,785.25				1,785.25
CH0001	Champoeg Nursery, Inc		1,785.25				1,785.25
CL0010	Clallam Conservation District Meghan Adamire 360-775-3747 ext 1	21-032-Deposit	4,537.25				4,537.25
CL0010	Clallam Conservation District		4,537.25				4,537.25



## WA. Assoc. of Conservation Districts

## Aged Receivables

As of Aug 31, 2020

Filter Criteria includes: 1) Includes Drop Shipments. Report order is by ID. Report is printed in Detail Format.

Customer	Customer Bill To Contact Telephone 1	Invoice/CM #	0 - 30	31 - 60	61 - 90	Over 90 days	Amount Due
CL0060	Clark Conservation District (Ashley) Ashley Smithers 360-859-4782	21-051-Deposit	1,264.00				1,264.00
CL0060	Clark Conservation District (Ashley)		1,264.00				1,264.00
CR0040	Crown Landscape, Inc (Joyce Parker) Joyce Parker 503-678-7900	21-043-Deposit	293.25				293.25
CR0040	Crown Landscape, Inc (Joyce Parker)		293.25				293.25
DO0001	Doak Creek Native Plant Nursery Cynthia Lafferty 541-484-9206	21-107-Deposit	109.00				109.00
DO0001	Doak Creek Native Plant Nursery		109.00				109.00
EC0040	Ecological Land Services (E Brassfie) Eric Brassfield 360-578-1371 ext 10	21-044-Deposit	750.00				750.00
EC0040	Ecological Land Services (E Brassfie)		750.00				750.00
EN0001	Ensign Ranch Camp Kenneth Mitchell 509-656-2344	21-114-Deposit	80.35				80.35
EN0001	Ensign Ranch Camp		80.35				80.35
FO0055	Forterra (Madeline Cooper) Madeline Cooper 206-204-8065	21-037-Deposit	234.00				234.00
FO0055	Forterra (Madeline Cooper)		234.00				234.00
GR0020	Grays Harbor Conservation District						
GU0001	Guide Nursery Gerry Vrieling 360-398-7706	21-124-Deposit	388.50				388.50
GU0001	Guide Nursery		388.50				388.50

## WA. Assoc. of Conservation Districts

## Aged Receivables

As of Aug 31, 2020

Filter Criteria includes: 1) Includes Drop Shipments. Report order is by ID. Report is printed in Detail Format.

Customer	Customer Bill To Contact Telephone 1	Invoice/CM #	0 - 30	31 - 60	61 - 90	Over 90 days	Amount Due
HA0110	Harold M. Miller Landscape Nursery Harold Miller 503-399-1599	21-117-Deposit	155.50				155.50
HA0110	Harold M. Miller Landscape Nursery		155.50				155.50
HO0030	Hood River SWCD Kris Schaedel 541-386-4588	21-115-Deposit	81.25				81.25
HO0030	Hood River SWCD		81.25				81.25
JD0001	JD Tree Acres Joshua Donnelley 360-990-1165	21-108-Deposit	122.00				122.00
JD0001	JD Tree Acres		122.00				122.00
JM0001	JM Tree Trimming Joe Mendoza 360-300-7481	20-485-Final FCJuly2020 21-020-Deposit FC91i00001	586.00 0.50	1.61		29.99	29.99 1.61 586.00 0.50
JM0001	JM Tree Trimming		586.50	1.61		29.99	618.10
KI0020	King CD (Brandy Reed) Brandy Reed 425-282-1897	21-016-Deposit	1,896.00				1,896.00
KI0020	King CD (Brandy Reed)		1,896.00				1,896.00
KI0050	King CD (Jacobus Saperstein)						
LO0040	Lovejoy Nursery Bob Lovejoy 425-754-0786	21-050-Deposit	837.50				837.50
LO0040	Lovejoy Nursery		837.50				837.50
MA0001	Mason CD (Jen Thurman-Williams)						
MA0070	Matia Contractors (Mary Lawrence) Mary Lawrence 360-676-9177 ext. 13	21-017-Deposit	201.15				201.15
MA0070	Matia Contractors (Mary Lawrence)		201.15				201.15

## WA. Assoc. of Conservation Districts

## Aged Receivables

As of Aug 31, 2020

Filter Criteria includes: 1) Includes Drop Shipments. Report order is by ID. Report is printed in Detail Format.

Customer	Customer Bill To Contact Telephone 1	Invoice/CM #	0 - 30	31 - 60	61 - 90	Over 90 days	Amount Due
NI0040	Nisqually Land Trust (Addie Schluss Addie Schlusssel 360-489-3400	21-045-Deposit	650.66				650.66
NI0040	Nisqually Land Trust (Addie Schluss		650.66				650.66
NO0040	Nooksack Salmon Enhancement (Dar Darrell Gray 360-715-0283	21-038-Deposit	128.50				128.50
NO0040	Nooksack Salmon Enhancement (Dar		128.50				128.50
NO0150	North Star Farm Gabrielle Hall 360-622-9626	21-130-Deposit	176.00				176.00
NO0150	North Star Farm		176.00				176.00
OK0010	Okanogan CD (Hannah Coe) Hannah Coe 509-422-0855 ext 116	21-019-Deposit	156.25				156.25
OK0010	Okanogan CD (Hannah Coe)		156.25				156.25
PA0030	Pacific Forest Management (Brett) Brett McGinley 360-374-8755	21-112	7,820.00				7,820.00
PA0030	Pacific Forest Management (Brett)		7,820.00				7,820.00
RA0070	Raintree Nursery Tina Cline 800-291-8892 ext 233	21-029-Deposit	238.25				238.25
RA0070	Raintree Nursery		238.25				238.25
SC0015	Schellhass Forestry, LLC						
SK0130	Skagit River System Coop. (Brenda) Brenda Clifton 360-770-5375	21-095-Deposit 21-109-Deposit	1,875.00 172.25				1,875.00 172.25
SK0130	Skagit River System Coop. (Brenda)		2,047.25				2,047.25

## WA. Assoc. of Conservation Districts

## Aged Receivables

As of Aug 31, 2020

Filter Criteria includes: 1) Includes Drop Shipments. Report order is by ID. Report is printed in Detail Format.

Customer	Customer Bill To Contact Telephone 1	Invoice/CM #	0 - 30	31 - 60	61 - 90	Over 90 days	Amount Due
SN0020	Snohomish CD (Elyssa Kerr) Elyssa Kerr 425-377-7009	21-121-Deposit	318.88				318.88
SN0020	Snohomish CD (Elyssa Kerr)		318.88				318.88
ST0045	Stevens County CD (Linda Hansen) Linda Hansen 509-684-7579	21-048-Deposit	563.75				563.75
ST0045	Stevens County CD (Linda Hansen)		563.75				563.75
TR0020	Tree Best Reforesters, Inc. Tim O'Neill 503-623-2028	20-039-Final FCMay2020 FCJune2020 FCJuly2020 FC9U00001	4.95	3.94	1.78	257.53 4.40	257.53 4.40 1.78 3.94 4.95
TR0020	Tree Best Reforesters, Inc.		4.95	3.94	1.78	261.93	272.60
TR0050	Treelines Forestry, LLC Adam Jewell 360-854-9927	21-098-Deposit	222.50				222.50
TR0050	Treelines Forestry, LLC		222.50				222.50
TU0050	Turnbull National Wildlife Refuge Brian Walker 509-235-4723	21-068	805.25				805.25
TU0050	Turnbull National Wildlife Refuge		805.25				805.25
WA0205	WASCO SWCD (Scott Susi) Scott Susi 541-296-6178 ext 122	21-127-Deposit	139.50				139.50
WA0205	WASCO SWCD (Scott Susi)		139.50				139.50
WE0120	Wetlands Creation, Inc. (Tim Laulain) Tim Laulainen 425-248-5567	21-129-Deposit	185.00				185.00
WE0120	Wetlands Creation, Inc. (Tim Laulain)		185.00				185.00
WH0001	Whatcom Conservation District Emily Hirsch 360-354-2035 ext 3	21-055-Deposit	1,843.75				1,843.75

## WA. Assoc. of Conservation Districts

## Aged Receivables

As of Aug 31, 2020

Filter Criteria includes: 1) Includes Drop Shipments. Report order is by ID. Report is printed in Detail Format.

Customer	Customer Bill To Contact Telephone 1	Invoice/CM #	0 - 30	31 - 60	61 - 90	Over 90 days	Amount Due
WH0001	Whatcom Conservation District		1,843.75				1,843.75
WH0120	Whidbey Island CD (Shannon Bly) Shannon Bly 360-678-4708	21-049-Deposit	2,620.25				2,620.25
WH0120	Whidbey Island CD (Shannon Bly)		2,620.25				2,620.25
ZAN030	Peter Anderson Peter Anderson 206-949-5828	21-111-Deposit	211.00				211.00
ZAN030	Peter Anderson		211.00				211.00
ZBR015	Julius Brodowsky 503-936-0952	21-036-Deposit	1,230.00				1,230.00
ZBR015	Julius Brodowsky		1,230.00				1,230.00
ZCR020	Ryanne Crowther						
ZJA025	Katy Janicki 369-661-0521	21-030-Deposit	726.95				726.95
ZJA025	Katy Janicki		726.95				726.95
ZOL001	Joy Olgyay 541-729-7049	21-097-Deposit	85.25				85.25
ZOL001	Joy Olgyay		85.25				85.25
ZPE040	Ross Petersen 360-273-5941	21-058-Deposit	109.15				109.15
ZPE040	Ross Petersen		109.15				109.15
ZPH001	Kirk Philips						

WA. Assoc. of Conservation Districts  
**Aged Receivables**  
 As of Aug 31, 2020

Filter Criteria includes: 1) Includes Drop Shipments. Report order is by ID. Report is printed in Detail Format.

Customer	Customer Bill To Contact Telephone 1	Invoice/CM #	0 - 30	31 - 60	61 - 90	Over 90 days	Amount Due
ZRI020	Ryan Rittenhouse	21-125-Deposit	356.70				356.70
ZRI020	Ryan Rittenhouse		356.70				356.70
Report Tota			41,550.74	5.55	1.78	592.47	42,150.54

## WA. Assoc. of Conservation Districts

## Aged Receivables

As of Aug 31, 2020

Filter Criteria includes: 1) Includes Drop Shipments. Report order is by ID. Report is printed in Detail Format.

Customer Bill To Contact Telephone 1	Invoice/CM #	0 - 30	31 - 60	61 - 90	Over 90 days	Amount Due
Adams Conservation District Cara Hulce 509-659-1553	Dues #1			3,888.89		3,888.89
Adams Conservation District				3,888.89		3,888.89
Central Klickitat Conservation Distri Loren Meagher 509-773-5823 ext 5	Dues #5			3,888.89		3,888.89
Central Klickitat Conservation Distri				3,888.89		3,888.89
Eastern Klickitat Conservation Distri Loren Meagher 509-773-5823 ext 5	Dues #10			0.01		0.01
Eastern Klickitat Conservation Distri				0.01		0.01
Ferry Conservation District Dave Hedrick 509-775-3473 ext 105	Dues #11			3,888.89		3,888.89
Ferry Conservation District				3,888.89		3,888.89
Grays Harbor Conservation District						
Jefferson County Conservation Distri Al Cairns 360-385-4105	Dues #16			3,888.89		3,888.89
Jefferson County Conservation Distri				3,888.89		3,888.89
Lewis Conservation District						
Mason Conservation District John Bolender 360-427-9436 ext 121	Dues #22			3,888.89		3,888.89
Mason Conservation District				3,888.89		3,888.89
Pacific Conservation District Mike Nordin 360-875-6735	Dues #25			3,888.89		3,888.89
Pacific Conservation District				3,888.89		3,888.89

## WA. Assoc. of Conservation Districts

## Aged Receivables

As of Aug 31, 2020

Filter Criteria includes: 1) Includes Drop Shipments. Report order is by ID. Report is printed in Detail Format.

Customer Bill To Contact Telephone 1	Invoice/CM #	0 - 30	31 - 60	61 - 90	Over 90 days	Amount Due
Palouse Conservation District Jennifer Boie 509-332-4101	Dues #26			3,888.89		3,888.89
Palouse Conservation District				3,888.89		3,888.89
Pine Creek Conservation District Raymond Brown 509-285-5122	Dues #30			3,888.89		3,888.89
Pine Creek Conservation District				3,888.89		3,888.89
San Juan Islands Conservation Distri Mike Ramsey 360-378-6621	Dues #32			3,888.89		3,888.89
San Juan Islands Conservation Distri				3,888.89		3,888.89
South Douglas Conservation District Carol Cowling 509-745-9160	Dues #35			3,888.89		3,888.89
South Douglas Conservation District				3,888.89		3,888.89
Spokane Conservation District Vicki Carter 509-535-7274	Dues #37			3,888.89		3,888.89
Spokane Conservation District				3,888.89		3,888.89
Underwood Conservation District Tova Tillinghast 360-754-3588 ext 136	Dues #40			3,888.89		3,888.89
Underwood Conservation District				3,888.89		3,888.89
Whidbey Island Conservation Distric Matt Zupich 360-678-4708	Dues #44			3,888.89		3,888.89
Whidbey Island Conservation Distric				3,888.89		3,888.89
Walla Walla County CD	WACD FY21 #00	3,453.95				3,453.95



WA. Assoc. of Conservation Districts  
**Aged Receivables**  
 As of Aug 31, 2020

Filter Criteria includes: 1) Includes Drop Shipments. Report order is by ID. Report is printed in Detail Format.

Customer Bill To Contact Telephone 1	Invoice/CM #	0 - 30	31 - 60	61 - 90	Over 90 days	Amount Due
Walla Walla County CD		3,453.95				3,453.95
		3,453.95		50,555.58		54,009.53
		=====	=====	=====	=====	=====

WA. Assoc. of Conservation Districts  
Aged Receivables  
As of Aug 31, 2020

Filter Criteria includes: 1) Includes Drop Shipments. Report order is by ID. Report is printed in Detail Format.

Customer	Customer Bill To Contact Telephone 1	Invoice/CM #	0 - 30	31 - 60	61 - 90	Over 90 days	Amount Due
AG0001	Agua Tierra Land & Water Services, Christian Fromuth 360-754-3755	20-517-Final				300.55	300.55
AG0001	Agua Tierra Land & Water Services,					300.55	300.55
AP0070	April Joy Farm April Thatcher 360-601-6671	21-120-Deposit	104.45				104.45
AP0070	April Joy Farm		104.45				104.45
BU0060	Buttonwood Farm Tom Button 425-941-1538	21-128-Deposit	89.00				89.00
BU0060	Buttonwood Farm		89.00				89.00
CA0150	Cascadia Ecological Services Jim Barnes 360-601-8631	21-035-Deposit	179.00				179.00
CA0150	Cascadia Ecological Services		179.00				179.00
CA0180	Cascadia Farm and Forestry Services Ian Smith 360-319-8917	21-104-Deposit	6,960.00				6,960.00
CA0180	Cascadia Farm and Forestry Services		6,960.00				6,960.00
CE0060	Center for Ecodynamic Restoration Robin Dobson	21-074-Deposit	257.00				257.00
CE0060	Center for Ecodynamic Restoration		257.00				257.00
CH0001	Champoeg Nursery, Inc Paul Stormo 503-678-6348	21-022-Deposit	1,785.25				1,785.25
CH0001	Champoeg Nursery, Inc		1,785.25				1,785.25
CL0010	Clallam Conservation District Meghan Adamire 360-775-3747 ext 1	21-032-Deposit	4,537.25				4,537.25
CL0010	Clallam Conservation District		4,537.25				4,537.25

WA. Assoc. of Conservation Districts  
**Aged Receivables**  
 As of Aug 31, 2020

Filter Criteria includes: 1) Includes Drop Shipments. Report order is by ID. Report is printed in Detail Format.

Customer	Customer Bill To Contact Telephone 1	Invoice/CM #	0 - 30	31 - 60	61 - 90	Over 90 days	Amount Due
CL0060	Clark Conservation District (Ashley) Ashley Smithers 360-859-4782	21-051-Deposit	1,264.00				1,264.00
CL0060	Clark Conservation District (Ashley)		1,264.00				1,264.00
CR0040	Crown Landscape, Inc (Joyce Parker) Joyce Parker 503-678-7900	21-043-Deposit	293.25				293.25
CR0040	Crown Landscape, Inc (Joyce Parker)		293.25				293.25
DO0001	Doak Creek Native Plant Nursery Cynthia Lafferty 541-484-9206	21-107-Deposit	109.00				109.00
DO0001	Doak Creek Native Plant Nursery		109.00				109.00
EC0040	Ecological Land Services (E Brassfie) Eric Brassfield 360-578-1371 ext 10	21-044-Deposit	750.00				750.00
EC0040	Ecological Land Services (E Brassfie)		750.00				750.00
EN0001	Ensign Ranch Camp Kenneth Mitchell 509-656-2344	21-114-Deposit	80.35				80.35
EN0001	Ensign Ranch Camp		80.35				80.35
FO0055	Forterra (Madeline Cooper) Madeline Cooper 206-204-8065	21-037-Deposit	234.00				234.00
FO0055	Forterra (Madeline Cooper)		234.00				234.00
GR0020	Grays Harbor Conservation District						
GU0001	Guide Nursery Gerry Vrieling 360-398-7706	21-124-Deposit	388.50				388.50
GU0001	Guide Nursery		388.50				388.50

WA. Assoc. of Conservation Districts  
**Aged Receivables**  
 As of Aug 31, 2020

Filter Criteria includes: 1) Includes Drop Shipments. Report order is by ID. Report is printed in Detail Format.

Customer	Customer Bill To Contact Telephone 1	Invoice/CM #	0 - 30	31 - 60	61 - 90	Over 90 days	Amount Due
HA0110	Harold M. Miller Landscape Nursery Harold Miller 503-399-1599	21-117-Deposit	155.50				155.50
HA0110	Harold M. Miller Landscape Nursery		155.50				155.50
HO0030	Hood River SWCD Kris Schaedel 541-386-4588	21-115-Deposit	81.25				81.25
HO0030	Hood River SWCD		81.25				81.25
JD0001	JD Tree Acres Joshua Donnelley 360-990-1165	21-108-Deposit	122.00				122.00
JD0001	JD Tree Acres		122.00				122.00
JM0001	JM Tree Trimming Joe Mendoza 360-300-7481	20-485-Final FCJuly2020 21-020-Deposit FC9li00001	586.00 0.50	1.61		29.99	29.99 1.61 586.00 0.50
JM0001	JM Tree Trimming		586.50	1.61		29.99	618.10
KI0020	King CD (Brandy Reed) Brandy Reed 425-282-1897	21-016-Deposit	1,896.00				1,896.00
KI0020	King CD (Brandy Reed)		1,896.00				1,896.00
KI0050	King CD (Jacobus Saperstein)						
LO0040	Lovejoy Nursery Bob Lovejoy 425-754-0786	21-050-Deposit	837.50				837.50
LO0040	Lovejoy Nursery		837.50				837.50
MA0001	Mason CD (Jen Thurman-Williams)						
NI0040	Nisqually Land Trust (Addie Schluss Addie Schlusssel	21-045-Deposit	650.66				650.66

WA. Assoc. of Conservation Districts  
**Aged Receivables**  
 As of Aug 31, 2020

Filter Criteria includes: 1) Includes Drop Shipments. Report order is by ID. Report is printed in Detail Format.

Customer	Customer Bill To Contact Telephone 1	Invoice/CM #	0 - 30	31 - 60	61 - 90	Over 90 days	Amount Due
	360-489-3400						
NI0040	Nisqually Land Trust (Addie Schluss		650.66				650.66
NO0040	Nooksack Salmon Enhancement (Darrell Gray 360-715-0283	21-038-Deposit	128.50				128.50
NO0040	Nooksack Salmon Enhancement (Dar		128.50				128.50
NO0150	North Star Farm Gabrielle Hall 360-622-9626	21-130-Deposit	176.00				176.00
NO0150	North Star Farm		176.00				176.00
PA0030	Pacific Forest Management (Brett) Brett McGinley 360-374-8755	21-112	7,820.00				7,820.00
PA0030	Pacific Forest Management (Brett)		7,820.00				7,820.00
RA0070	Raintree Nursery Tina Cline 800-291-8892 ext 233	21-029-Deposit	238.25				238.25
RA0070	Raintree Nursery		238.25				238.25
SC0015	Schellhass Forestry, LLC						
SK0130	Skagit River System Coop. (Brenda) Brenda Clifton 360-770-5375	21-095-Deposit 21-109-Deposit	1,875.00 172.25				1,875.00 172.25
SK0130	Skagit River System Coop. (Brenda)		2,047.25				2,047.25
SN0020	Snohomish CD (Elyssa Kerr) Elyssa Kerr 425-377-7009	21-121-Deposit	318.88				318.88
SN0020	Snohomish CD (Elyssa Kerr)		318.88				318.88
ST0045	Stevens County CD (Linda Hansen) Linda Hansen 509-684-7579	21-048-Deposit	563.75				563.75

WA. Assoc. of Conservation Districts  
**Aged Receivables**  
 As of Aug 31, 2020

Filter Criteria includes: 1) Includes Drop Shipments. Report order is by ID. Report is printed in Detail Format.

Customer	Customer Bill To Contact Telephone 1	Invoice/CM #	0 - 30	31 - 60	61 - 90	Over 90 days	Amount Due
ST0045	Stevens County CD (Linda Hansen)		563.75				563.75
TR0020	Tree Best Reforesters, Inc. Tim O'Neill 503-623-2028	20-039-Final FCMay2020 FCJune2020 FCJuly2020 FC9Ui00001	4.95	3.94	1.78	257.53 4.40	257.53 4.40 1.78 3.94 4.95
TR0020	Tree Best Reforesters, Inc.		4.95	3.94	1.78	261.93	272.60
TR0050	Treelines Forestry, LLC Adam Jewell 360-854-9927	21-098-Deposit	222.50				222.50
TR0050	Treelines Forestry, LLC		222.50				222.50
TU0050	Turnbull National Wildlife Refuge Brian Walker 509-235-4723	21-068	805.25				805.25
TU0050	Turnbull National Wildlife Refuge		805.25				805.25
WA0205	WASCO SWCD (Scott Susi) Scott Susi 541-296-6178 ext 122	21-127-Deposit	139.50				139.50
WA0205	WASCO SWCD (Scott Susi)		139.50				139.50
WE0120	Wetlands Creation, Inc. (Tim Laulain) Tim Laulainen 425-248-5567	21-129-Deposit	185.00				185.00
WE0120	Wetlands Creation, Inc. (Tim Laulain)		185.00				185.00
WH0001	Whatcom Conservation District Emily Hirsch 360-354-2035 ext 3	21-055-Deposit	1,843.75				1,843.75
WH0001	Whatcom Conservation District		1,843.75				1,843.75
WH0120	Whidbey Island CD (Shannon Bly) Shannon Bly 360-678-4708	21-049-Deposit	2,620.25				2,620.25
WH0120	Whidbey Island CD (Shannon Bly)		2,620.25				2,620.25

WA. Assoc. of Conservation Districts  
**Aged Receivables**  
 As of Aug 31, 2020

Filter Criteria includes: 1) Includes Drop Shipments. Report order is by ID. Report is printed in Detail Format.

Customer	Customer Bill To Contact Telephone 1	Invoice/CM #	0 - 30	31 - 60	61 - 90	Over 90 days	Amount Due
ZAN030	Peter Anderson Peter Anderson 206-949-5828	21-111-Deposit	211.00				211.00
ZAN030	Peter Anderson		211.00				211.00
ZBR015	Julius Brodowsky 503-936-0952	21-036-Deposit	1,230.00				1,230.00
ZBR015	Julius Brodowsky		1,230.00				1,230.00
ZCR020	Ryanne Crowther						
ZJA025	Katy Janicki 369-661-0521	21-030-Deposit	726.95				726.95
ZJA025	Katy Janicki		726.95				726.95
ZOL001	Joy Olgyay 541-729-7049	21-097-Deposit	85.25				85.25
ZOL001	Joy Olgyay		85.25				85.25
ZPE040	Ross Petersen 360-273-5941	21-058-Deposit	109.15				109.15
ZPE040	Ross Petersen		109.15				109.15
ZPH001	Kirk Philips						
ZRI020	Ryan Rittenhouse	21-125-Deposit	356.70				356.70
ZRI020	Ryan Rittenhouse		356.70				356.70
Report Tota			41,193.34	5.55	1.78	592.47	41,793.14

## SICK AND ANNUAL LEAVE - August 2020

### SICK LEAVE

Name	Ending Balance 7/31/20	Accrued August	YTD Accrued	Taken August	YTD Taken	Sick Remaining
Ryan Baye	144	8	56	0	24	152
Jim Brown	939	8	56	0	9	947
John Knox	150	8	56	0	21	158
Lori Mclaughlin	179	8	56	10	43	177
Bill Mulder	398	8	56	9.5	35.5	396.5
Jessica Oman	12	8	56	0	56	20
Herminia Sanchez	5	8	52	0	51	13
Tom Salzer	32	8	56	0	24	40

### ANNUAL LEAVE

Name	Ending Balance 7/31/20	Personnal Holiday	Accrued August	YTD Accrued	Taken August	YTD Taken	Vacation Remaining	Liability
Ryan Baye	152	8	12	96	0	64	164	\$ 4,432.44
Jim Brown	252	0	12	96	8	80	256	\$ 11,425.28
John Knox	60	8	8	64	40	92	28	\$ 757.96
Lori Mclaughlin	261	8	12	96	10	70	263	\$ 9,474.16
Bill Mulder	226	8	12	96	18	109	220	\$ 5,772.96
Jessica Oman	32	8	8	64	16	44	24	\$ 551.52
Herminia Sanchez	60	8	8	60	0	0	68	\$ 1,242.36
Tom Salzer	96	8	16	128	0	16	112	\$ 6,008.80

\$ 33,656.68

This is the amount that on the Statement of Financial Position (August)

WACD	\$ 10,441.24
PMC	\$ 23,215.44
	\$ 33,656.68